

## Context & Methodology

More than 5 million refugees have fled Ukraine since the escalation of conflict on 24 February 2022 (UNHCR). Starting from 28 February, a total of 1,025,500<sup>1</sup> Ukrainians crossing into Ukraine through the Western border has been reported. Although the number of border crossings out of Ukraine into neighbouring countries is still higher, this trend is tailing off.

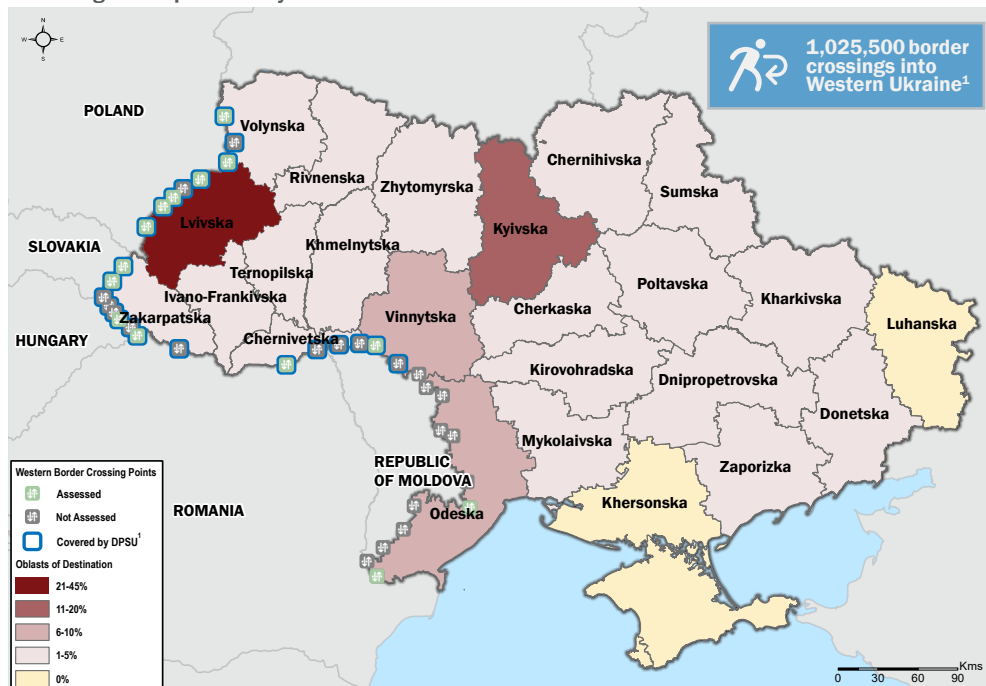
The reported numbers of individual crossings back into Ukraine are not necessarily "returnees" and this cannot draw conclusions yet on definitive trends. These movements can be pendular considering the situation remains highly volatile and unpredictable.

To understand the drivers of such movement and intentions, 518 interviews were conducted with people crossing to Ukraine from Poland, Slovakia, Hungary, Romania and Moldova. Interviews were conducted in neighbouring countries at western border checkpoints and reception centers, including railway stations, and began on 3 April. This factsheet includes cumulative responses from 3 April to 19 April.

Interviewees were selected purposively to gain a broader understanding of experiences and intentions, while sample is not statistically representative, results should therefore be considered indicative of short/long-term Ukrainian movement back.

The map on the right shows assessed checkpoints, as well as percentage of respondents by reported oblast of destination.

Percentage of respondents by intended oblast of destination



## Information on movement back to Ukraine

84% of respondents reported returning to their area of origin in Ukraine

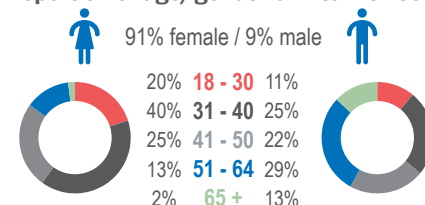
### Sample distribution, by country of departure

Poland	399	77%
Romania	48	9%
Moldova	42	8%
Slovakia	26	5%
Hungary	3	1%

### Reasons for returning<sup>2</sup>

Perception of safety in area of return	32%
Reunite with family	31%
Temporary (shopping, bring family, visit, etc.)	20%
No job/lack of employment opportunities in neighbouring country	5%
No housing/difficulty finding housing in neighbouring country	5%

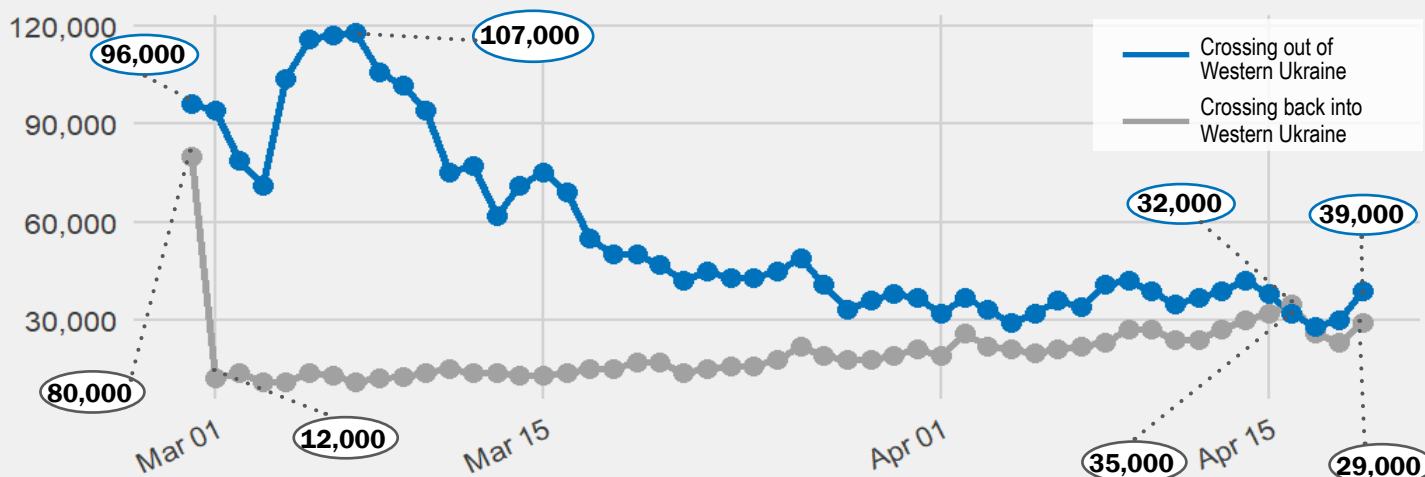
### Proportion of age/gender of interviewees



### Proportion of respondents reported to be travelling with following vulnerable groups<sup>2</sup>

Children 0 to 5 years	7%
Children 6 to 18 years	29%
Elderly 65+ year	6%
Pregnant and lactating women	1%
Persons with disabilities	1%

## Trends of movement back to - out of Western Ukraine<sup>1</sup>



<sup>1</sup>Individual numbers of **Ukrainian nationals** recorded by the State Border Guard Service in Western Ukraine for 23 border crossings since 28 February (DPSU)

<sup>2</sup>KI had multiple answer options (total may be >100%)

# Situation Overview: Movement of Ukrainians back into Ukraine from Poland, Slovakia, Hungary, Romania and Moldova

## i Top Oblasts of intended destinations

### 📍 Lvivska Oblast (218 interviewees)

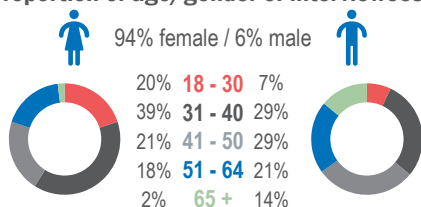
#### Sample distribution, by country of departure

Poland	211	97%
Romania	5	2%
Slovakia	1	0.5%
Hungary	1	0.5%

#### Reasons for returning<sup>3</sup>

Perception of safety in area of return	39%
Temporary (shopping, bring family, visit, etc.)	29%
Reunite with family	20%
No housing/difficulty finding housing in neighbouring country	4%
No job/lack of employment opportunities in neighbouring country	2%

#### Proportion of age/gender of interviewees



#### Proportion of respondents reported to be travelling with following vulnerable groups<sup>3</sup>

Children 0 to 5 years	5%
Children 6 to 18 years	24%
Elderly 65+ year	4%
Persons with disabilities	1%

### 📍 Kyiv City & Kyivska Oblast (70 interviewees)

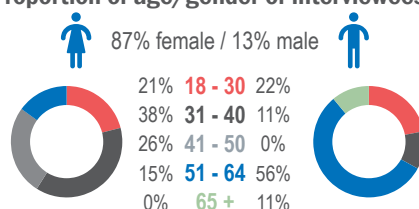
#### Sample distribution, by country of departure

Poland	40	57%
Moldova	15	21%
Romania	7	10%
Slovakia	7	10%
Hungary	1	2%

#### Reasons for returning<sup>3</sup>

Reunite with family	33%
Perception of safety in area of return	30%
Temporary (shopping, bring family, visit, etc.)	13%
No job/lack of employment opportunities in neighbouring country	7%
No housing/difficulty finding housing in neighbouring country	3%

#### Proportion of age/gender of interviewees



#### Proportion of respondents reported to be travelling with following vulnerable groups<sup>3</sup>

Children 0 to 5 years	4%
Children 6 to 18 years	33%
Elderly 65+ year	4%
Persons with disabilities	1%

### 📍 Odeska Oblast (32 interviewees)

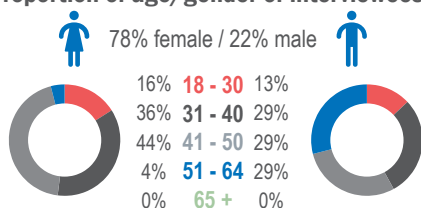
#### Sample distribution, by country of departure

Poland	21	66%
Romania	11	34%

#### Reasons for returning<sup>3</sup>

Reunite with family	50%
Temporary (shopping, bring family, visit, etc.)	29%
Perception of safety in area of return	22%
No job/lack of employment opportunities in neighbouring country	6%
No housing/difficulty finding housing in neighbouring country	6%

#### Proportion of age/gender of interviewees



#### Proportion of respondents reported to be travelling with following vulnerable groups<sup>3</sup>

Children 0 to 5 years	9%
Children 6 to 18 years	25%
Elderly 65+ year	3%
Persons with disabilities	3%

### 📍 Vinnytska Oblast (31 interviewees)

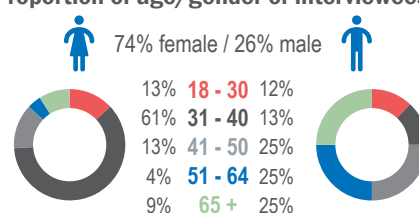
#### Sample distribution, by country of departure

Moldova	16	51%
Poland	10	32%
Romania	5	16%

#### Reasons for returning<sup>3</sup>

Reunite with family	42%
Perception of safety in area of return	32%
No job/lack of employment opportunities in neighbouring country	6%
No housing/difficulty finding housing in neighbouring country	10%

#### Proportion of age/gender of interviewees



#### Proportion of respondents reported to be travelling with following vulnerable groups<sup>3</sup>

Children 0 to 5 years	19%
Children 6 to 18 years	35%
Elderly 65+ year	19%

<sup>3</sup>KI had multiple answer options (total may be >100%)