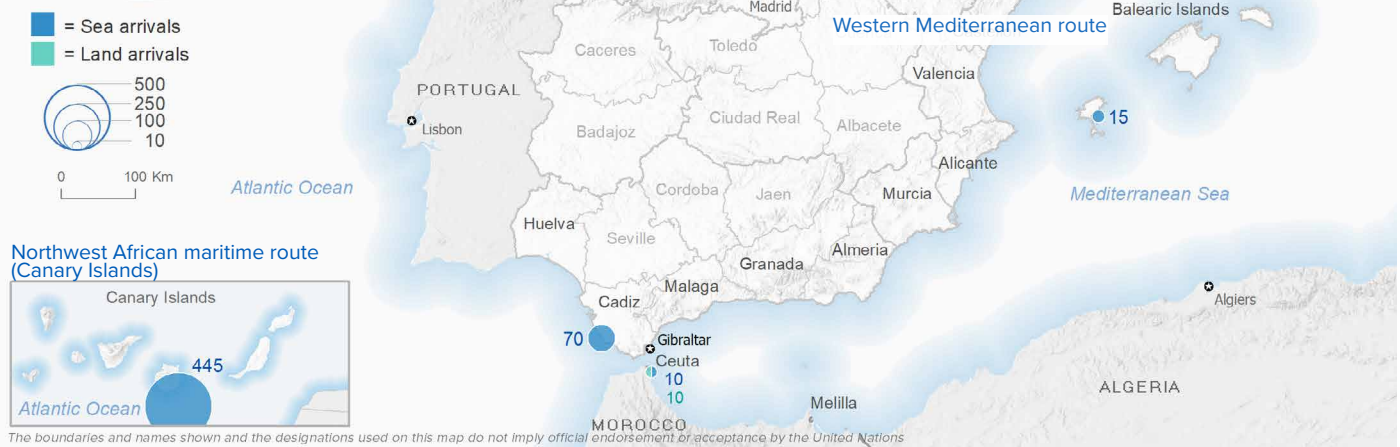


SPAIN Weekly snapshot - Week 2 (10 - 16 Jan 2022)

The charts below are based on figures from the Ministry of Interior and UNHCR estimates. All figures are provisional and subject to change

Refugees & migrants: sea and land arrivals in week 2¹



Arrivals in Spain

1,607
 Arrivals as of
 16 Jan 2022²

+1%
 Dif. 2021

1,589
 Sea Arrivals²
 Dif. 2021: +4%

18
 Land Arrivals²
 Dif. 2021: -68%

553
 Arrivals Week 2¹
 Dif. last week: +38%
 Dif. 2021: -20%

Western Mediterranean route

817
 Arrivals as of
 16 Jan 2022²

+59%
 Dif. 2021

799
 Sea Arrivals²
 Dif. 2021: +74%

18
 Land Arrivals²
 Dif. 2021: -68%

107
 Arrivals Week 2¹
 Dif. last week: -62%
 Dif. 2021: -52%

Northwest African maritime route (Canary Islands)

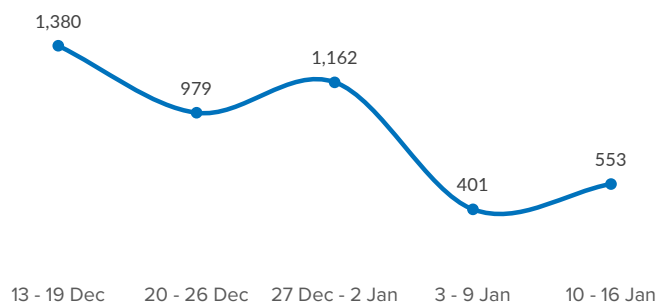
790
 Arrivals as of
 16 Jan 2022²

-26%
 Dif. 2021

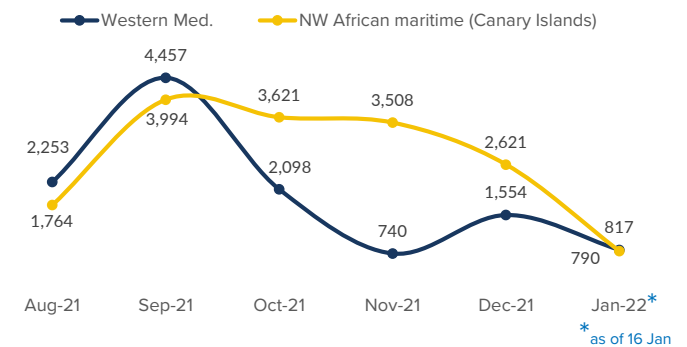
790
 Sea Arrivals²
 Dif. 2021: -26%

446
 Arrivals Week 2¹
 Dif. last week: +275%
 Dif. 2021: -5%

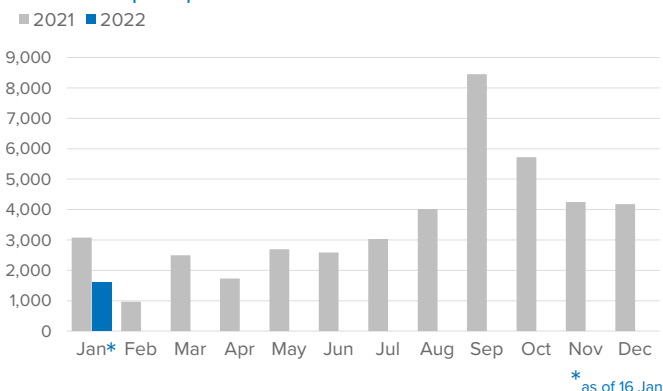
Arrivals in Spain during the last five weeks¹



Arrivals in Spain by route during the last six months¹



Arrivals in Spain per month²



Arrivals in Spain per year²

