



## OVERVIEW OF ESTIMATED NEW ARRIVALS

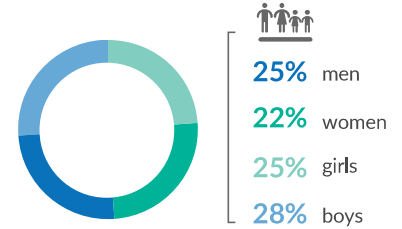
This overview is not an outline of the overall flow of border movements and does not purport to estimate the total number of new arrivals to Pakistan during the reporting period.

UNHCR has implemented a mixed methodology to gain an overview of the displacement trends following the announcement of the withdrawal of foreign troops from Afghanistan. The mixed methodology relies on consultation with a network of key informants in the refugee community and data collected at the time of receiving new asylum applications for registration with UNHCR. This approach provides further insight into the characteristics of the population, the reasons for flight and the key concerns whilst residing in Pakistan.

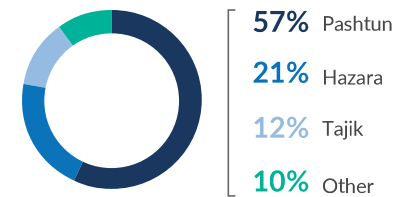
The overall findings indicate that the main places of origin for those currently residing in Baluchistan and Federal Capital Territory are Kabul, Ghazni and Kandahar, whilst the places of origin for those currently residing in Khyber Pakhtunkhwa are Nangarhar, Kabul and Laghman. 96% of the population indicated that the main reasons for flight are violence and insecurity (public disorder/generalized violence).

The top key concerns for the new arrivals currently residing in Pakistan are access to shelter (87%), livelihoods (82%), food (78%) and medical assistance (42%). 90% of arrivals crossed into Pakistan through Chaman border.

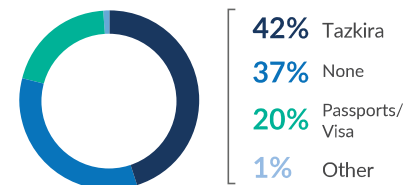
### AGE AND GENDER COMPOSITION



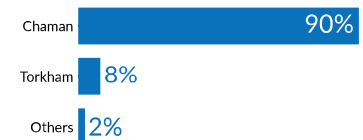
### ETHNICITY



### DOCUMENTATION

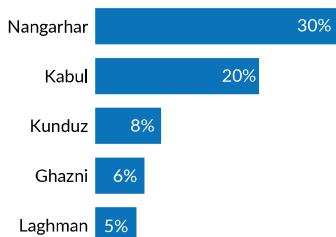


### BORDER CROSSING POINTS

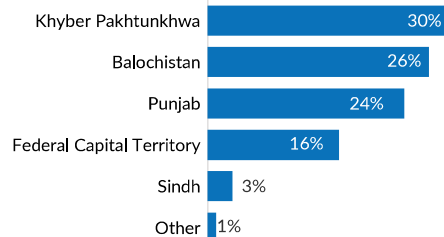


## DISPLACEMENT TRENDS ANALYSIS

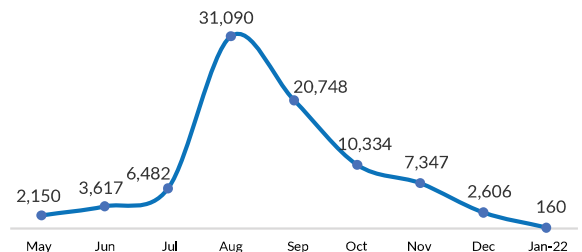
### PLACE OF ORIGIN IN AFGHANISTAN (Top 5 Locations)



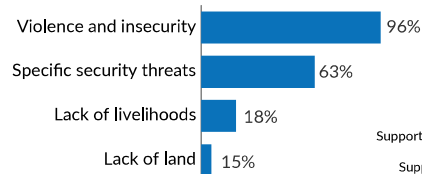
### CURRENT PLACE OF RESIDENCE



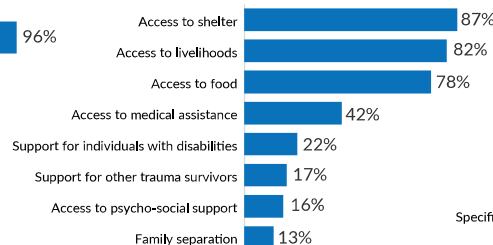
### MONTHLY ARRIVALS TREND SINCE MAY



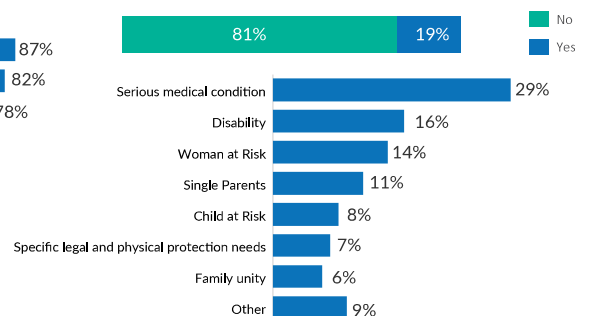
### MAIN REASONS FOR FLIGHT <sup>1</sup>



### CONCERNS RAISED BY HOUSEHOLDS IN PAKISTAN<sup>1</sup>



### PERSONS WITH SPECIFIC NEEDS (HOUSEHOLD) <sup>2</sup>



<sup>1</sup>The figures and charts are based on the key informants network and they are multiple choice questions. Which may make them add up to more than 100%. Figures are subject to future adjustment and should not be considered final.

<sup>2</sup>Each household may include persons with one or more specific needs. The percentage therefore represents households with at least one individual within the household with the specific need. The same household may be represented in multiple specific needs categories.

More information available on UNHCR: data portal, <https://data.unhcr.org/en/country/pak>, Feedback (Said Abdullah, Information Management Officer: [abdulla@unhcr.org](mailto:abdulla@unhcr.org))