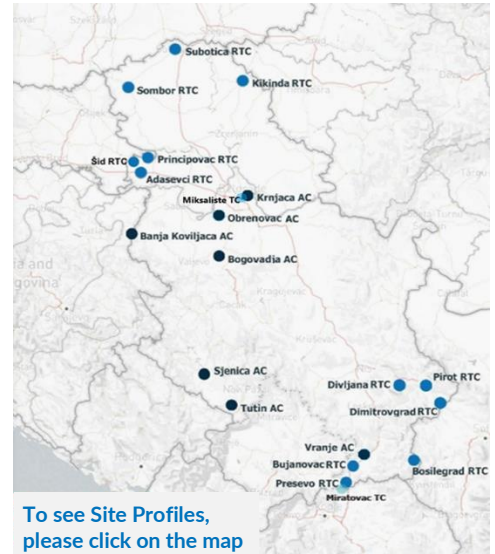
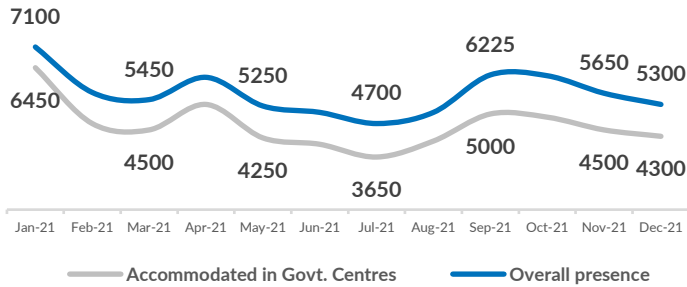


Serbia

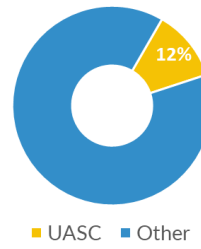
DECEMBER 2021

Asylum-seekers and migrants - presence and shelter

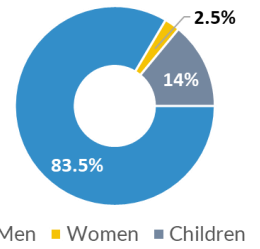


Newly arrivals in government centers – December:	4,978	↓
Newly arrivals in government centers – November:	6,027	↓
Total interviewed cases – December:	989	↓
Total interviewed cases – November:	1,505	↓
Total of unaccompanied children among interviewed-December:	115	↑
Total of unaccompanied children among interviewed - November:	107	↑
Total occupancy of government centers – end December:	4,309	↓
Total occupancy of government centers - end November:	4,509	↓
Total presence of refugees/migrants – end December:	5,294	↓
Total presence of refugees/migrants – end November:	5,926	↓

UASC among interviewed December 2021



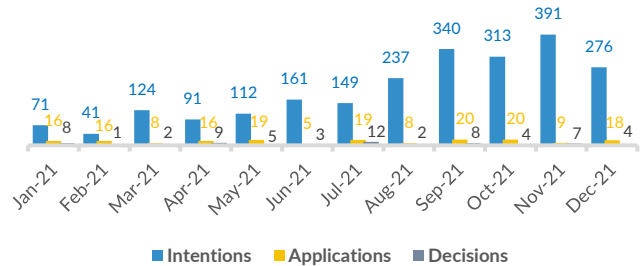
Interviewed by Gender December 2021



Asylum processing

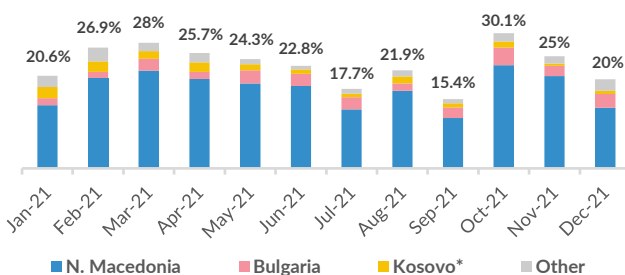
Intentions to seek asylum – December:	276	↓
Intentions to seek asylum – November:	391	↓
Applications for asylum submitted – December:	18	↑
Applications for asylum submitted - November:	9	↑
Substantive decisions - December:	4	↓
Substantive decisions - November:	7	↓
Positive decisions - December:	1	↑
Positive decisions - November:	0	↑

Asylum intentions/applications/decisions

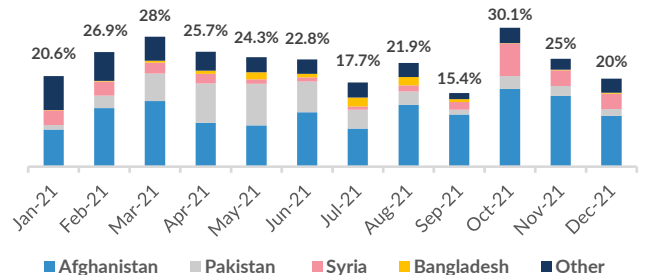


Observed new arrivals - demographics and country of transit

Percentage of interviewed by country of transit



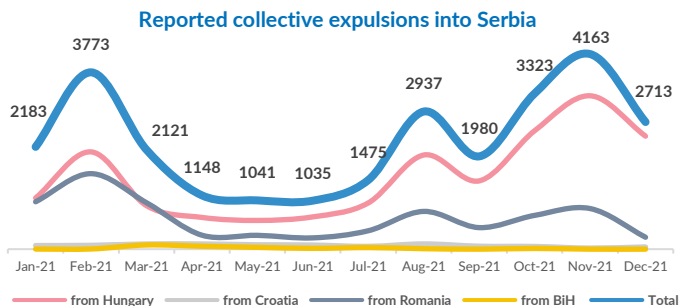
Percentage of interviewed by country of origin



* All references to Kosovo should be understood to be in compliance with Security Council resolution 1244 (1999) and without prejudice to the status of Kosovo

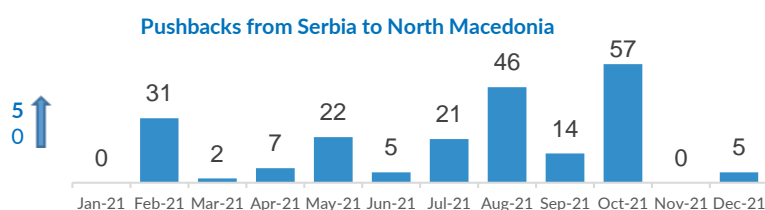
Reported pushbacks into Serbia

Collective expulsions from Hungary - December:	2,411	↓
Collective expulsions from Hungary - November:	3,273	↓
Collective expulsion from Croatia - December:	48	↑
Collective expulsions from Croatia - November:	23	↑
Collective expulsions from Romania - December:	254	↓
Collective expulsions from Romania - November:	867	↓
Collective expulsions from BiH - December:	0	
Collective expulsions from BiH - November:	0	

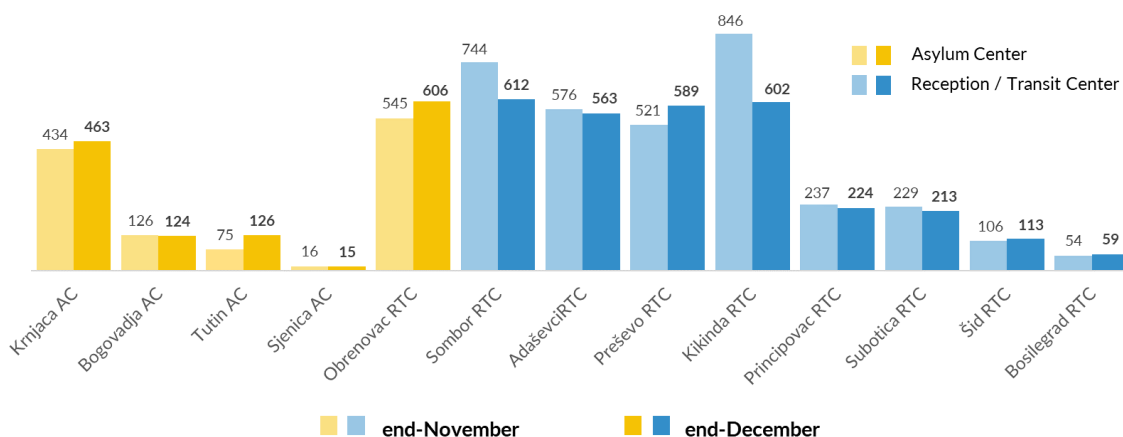


Reported pushbacks from Serbia to North Macedonia

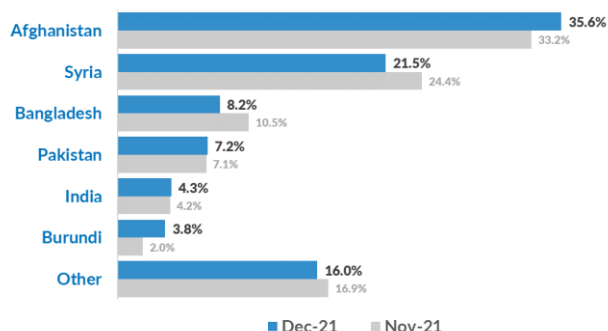
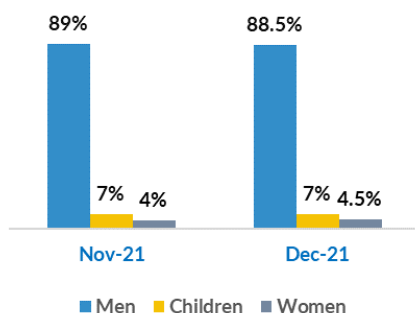
Pushbacks to N. Macedonia - December:	57
Pushbacks to N. Macedonia - November:	0



Occupancy of Asylum and Reception/Transit Centers



Profile of asylum-seekers/migrants



Asylum statistics are provided by the Ministry of Interior and government centres statistics by SCRM.

Other information is based on findings of UNHCR staff and partners. If you use this content, please refer to UNHCR as source.