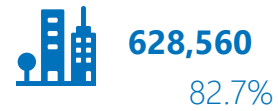


Active Registered Persons Of Concern


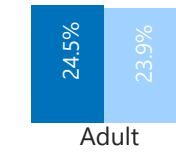
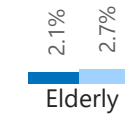
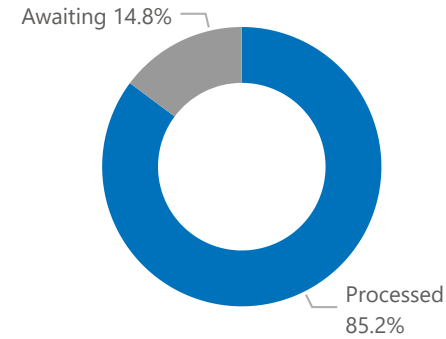
759,745



Age and Gender

Gender	0-4	5-11	12-17	18-35	36-59	60+
Male	49,112	77,302	55,982	113,978	72,117	15,942
Female	46,974	73,085	53,002	107,017	74,357	20,877
Total	96,086	150,387	108,984	220,995	146,474	36,819
	12.6%	19.8%	14.3%	29.1%	19.3%	4.8%

Biometric Statistics



● Male ● Female

Origin Country

SOM	658	0.1%
other	1,424	0.2%
SUD	5,891	0.8%
YEM	12,787	1.7%
IRQ	66,386	8.7%
SYR	672,599	88.5%

Specific Needs

Serious medical condition	91,255	12.0%
Specific legal and physical protection needs	36,786	4.8%
Child at risk	30,213	4.0%
Disability	Under Validation	
Single parent	17,281	2.3%
Woman at risk	14,045	1.8%
Older person at risk	7,277	1.0%
Unaccompanied or separated child	2,178	0.3%
Individuals with Specific Needs	164,914	21.7%

* An individual can have mre than one specific need

Year of Arrival

Pre 2011	25,233	4.2%
2011	23,699	3.9%
2012	149,375	24.7%
2013	248,628	41.1%
2014	75,521	12.5%
2015	24,443	4.0%
2016	33,603	5.6%
2017	10,231	1.7%
2018	9,616	1.6%
2019	2,337	0.4%
2020	1,875	0.3%
2021	158	0.0%

babies who are represented under the registration trend.

Registration Trend

Pre - 2011	142,896	10.4%
2011	10,988	0.8%
2012	134,856	9.8%
2013	675,323	49.1%
2014	145,769	10.6%
2015	55,248	4.0%
2016	67,720	4.9%
2017	41,335	3.0%
2018	38,811	2.8%
2019	23,923	1.7%
2020	13,828	1.0%
2021	23,794	1.7%

Registration Trend Quarterly

