


Active Registered Persons Of Concern


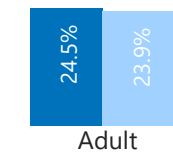
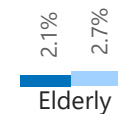
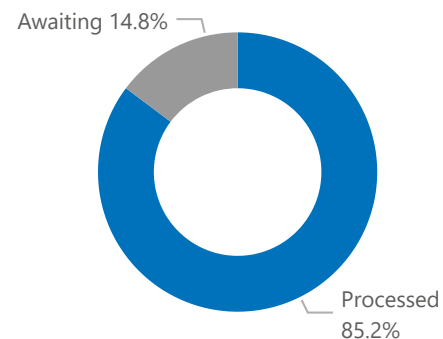
760,090



Age and Gender

Gender	0-4	5-11	12-17	18-35	36-59	60+
Male	49,317	77,127	55,937	114,119	72,110	15,954
Female	47,211	72,908	52,985	107,162	74,360	20,900
Total	96,528	150,035	108,922	221,281	146,470	36,854
	12.7%	19.7%	14.3%	29.1%	19.3%	4.8%

Biometric Statistics



● Male ● Female

Origin Country

SOM	663	0.1%
other	1,435	0.2%
SUD	5,925	0.8%
YEM	12,795	1.7%
IRQ	66,468	8.7%
SYR	672,804	88.5%

Specific Needs

Serious medical condition	91,127	12.0%
Specific legal and physical protection needs	36,825	4.8%
Child at risk	30,407	4.0%
Disability	Under Validation	
Single parent	17,567	2.3%
Woman at risk	14,061	1.8%
Older person at risk	7,299	1.0%
Unaccompanied or separated child	2,184	0.3%
Individuals with Specific Needs	165,079	21.7%

* An individual can have mre than one specific need

Year of Arrival

Pre 2011	25,258	4.2%
2011	23,740	3.9%
2012	149,592	24.7%
2013	249,066	41.1%
2014	75,595	12.5%
2015	24,506	4.0%
2016	33,662	5.6%
2017	10,243	1.7%
2018	9,609	1.6%
2019	2,316	0.4%
2020	1,926	0.3%
2021	141	0.0%

babies who are represented under the registration trend.

Registration Trend

Pre - 2011	142,896	10.4%
2011	10,988	0.8%
2012	134,856	9.8%
2013	675,323	49.2%
2014	145,769	10.6%
2015	55,248	4.0%
2016	67,720	4.9%
2017	41,335	3.0%
2018	38,811	2.8%
2019	23,923	1.7%
2020	13,829	1.0%
2021	22,957	1.7%

Registration Trend Quarterly

