

Active Registered Persons Of Concern

## 672,456

 541,677  
80.6%


 130,779  
19.4%


 27,542  
4.1%

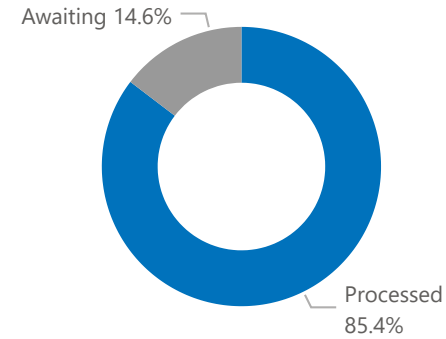

 314,068  
46.7%


 330,846  
49.2%

### Age and Gender

Gender	0-4	5-11	12-17	18-35	36-59	60+
Male	47,136	71,534	50,911	97,037	57,832	11,395
Female	45,142	67,728	48,395	95,550	63,649	16,147
<b>Total</b>	<b>92,278</b>	<b>139,262</b>	<b>99,306</b>	<b>192,587</b>	<b>121,481</b>	<b>27,542</b>
	13.7%	20.7%	14.8%	28.6%	18.1%	4.1%

### Biometric Statistics



 1.7%  
Elderly


 23.0%  
23.7%  
Adult


 25.2%  
24.0%  
Children

● Male ● Female

### Origin Country

SYR	672,456	100.0%
-----	---------	--------

### Specific Needs

Serious medical condition	76,283	10.0%
Specific legal and physical protection needs	33,634	4.4%
Child at risk	28,200	3.7%
Disability	Under Validation	
Single parent	16,076	2.1%
Woman at risk	11,460	1.5%
Older person at risk	6,214	0.8%
Unaccompanied or separated child	2,074	0.3%
<b>Individuals with Specific Needs</b>	<b>143,940</b>	<b>18.9%</b>

\* An individual can have mre than one specific need

### Year of Arrival

Pre 2011	10,199	1.9%
2011	20,917	4.0%
2012	146,384	27.9%
2013	242,717	46.2%
2014	58,208	11.1%
2015	13,690	2.6%
2016	24,123	4.6%
2017	2,893	0.6%
2018	2,424	0.5%
2019	2,090	0.4%
2020	1,779	0.3%
2021	110	0.0%

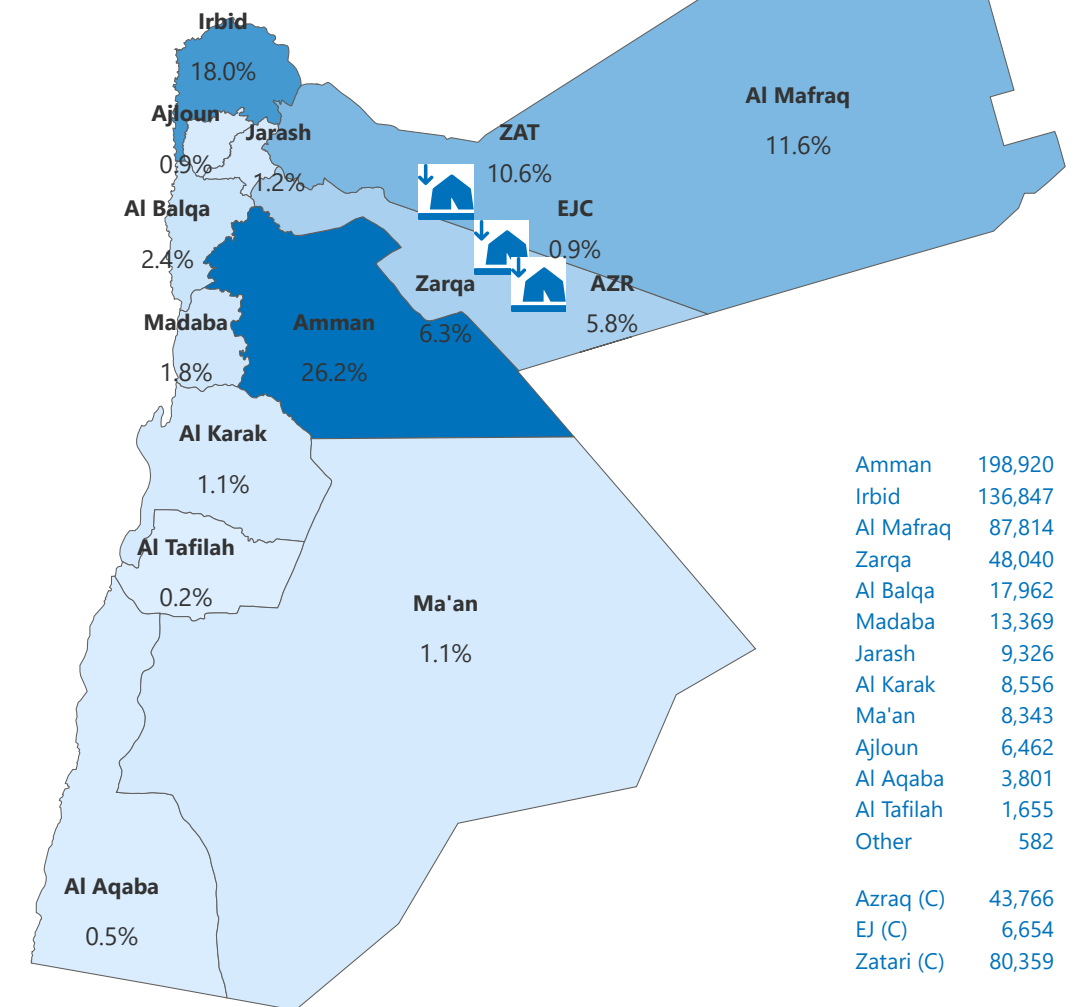
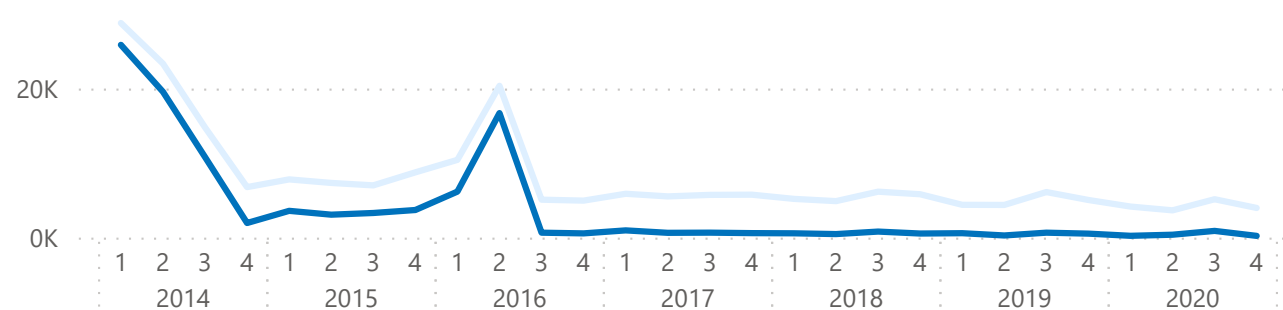
babies who are represented under the registration trend.

### Registration Trend

Pre - 2011	1,425	0.1%
2011	2,361	0.2%
2012	130,066	9.5%
2013	667,444	48.6%
2014	121,371	8.8%
2015	41,020	3.0%
2016	53,612	3.9%
2017	28,677	2.1%
2018	27,527	2.0%
2019	22,284	1.6%
2020	13,275	1.0%
2021	20,530	1.5%

### Registration Trend Quarterly

● Arrival ● Registered



Amman	198,920
Irbid	136,847
Al Mafraq	87,814
Zarqa	48,040
Al Balqa	17,962
Madaba	13,369
Jarash	9,326
Al Karak	8,556
Ma'an	8,343
Ajloun	6,462
Al Aqaba	3,801
Al Tafilah	1,655
Other	582
Azraq (C)	43,766
EJ (C)	6,654
Zatari (C)	80,359