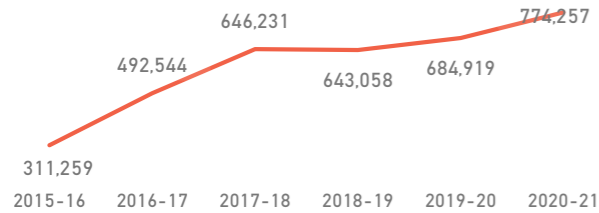


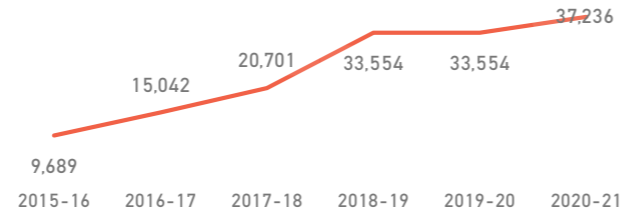


## STATISTICS OF EDUCATION OPPURTUNITIES PROVIDED TO SYRIAN STUDENTS UNDER TEMPORARY PROTECTION

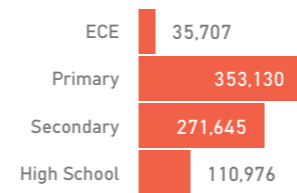
### Enrolment in Formal Education



### Enrolment in Higher Education



### Breakdown by Level



## OBJECTIVE 1: INCREASE ACCESS TO FORMAL, NON-FORMAL, INFORMAL, AND HIGHER EDUCATION PROGRAMMES

# 55,082

# of children enrolled in all forms... early childhood education

74%

# 774,257

# of children enrolled in formal education

97%

# 13,315

# of children provided with accredited non-formal education

34%

# 10,520

# of children enrolled in informal non-accredited education

33%

# 1,524

# of students receiving higher education scholarships

67%

# 17,799

# of individuals received life-skills and citizenship education

25%

## OBJECTIVE 1: VULNERABLE REFUGEE CHILDREN HAVE ACCESS TO SOCIAL PROTECTION

# 696,393

# of children benefiting from conditional cash transfer for education

100%

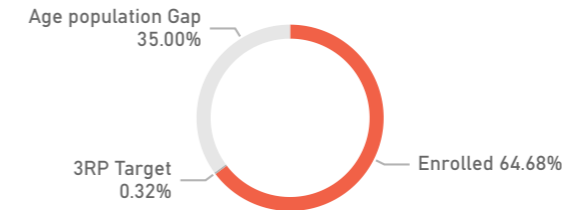
# 3,963

# of refugee children provided with transportation to school

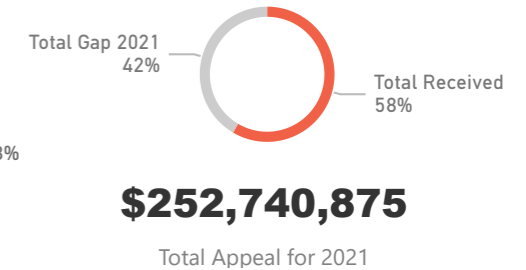
66%

## SECTOR STATISTICS

### Gross Enrolment Rate for Formal Education



### Education 3RP Q1 Funding Figures



## OBJECTIVE 2: ENHANCE THE QUALITY OF EDUCATION OPPORTUNITIES

# 12,009

# of teachers and education personnel provided with incentives

98%

# 10

# of teachers and education personnel trained including on remote learning

100%

## SUPPORTING ACTIVITIES TO ENHANCE ACCESS TO EDUCATION AND IMPROVE EDUCATIONAL QUALITY

# 103,250

# of children receiving support (including case-based support) for enrolment

# 2,408

# of children provided with ICT support at Educational Support Centres

# 1,615

# of students in tertiary education provided with access to ICT support

Legend

● % of 3RP Progress ● % of Gap against 3RP Targets

Sources: MoNE, YOK, ActivityInfo, Education Sector