

SUMMARY COVID CASES

2,181,001

78,209

ACTIVE


2,035,996

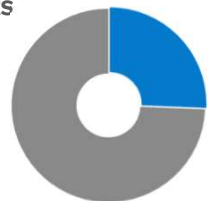
RECOVERED

66,796

 DEATH

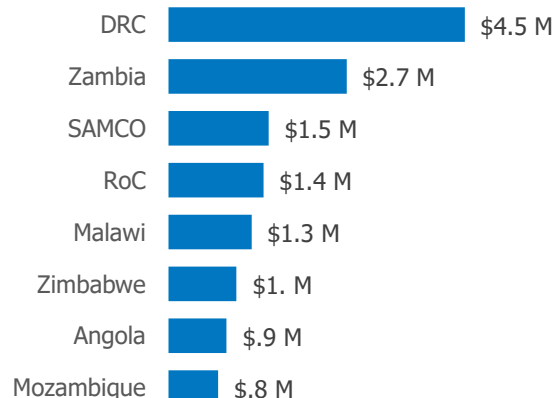
UNHCR BUDGET SUMMARY**
\$31.2 million

COVID-19 Funding requirements

 Budget gap
\$2.32 million
 74%

 Funding received
\$8 million
 26%

\$8 million

Funding received

OL PER COUNTRY

PoCs IN SOUTHERN AFRICA***

Angola	58,326
Botswana	992
Comoros	1
Republic of the Congo	356,542
DRC (Congo)	5,727,384
Eswatini	2,119
Lesotho	506
Madagascar	317
Malawi	51,180
Mauritius	22
Mozambique	831,959
Namibia	6,541
Seychelles	-
South Africa	250,250
Zambia	100,934
Zimbabwe	131,626
Total	7,518,699

ANGOLA	PoCs*	Total
ACTIVE	2	5,706
INCREASE	0%	0%
RECOVERED	2	28,079
DEATH	0	766

KEY STATE DECISION

- Ongoing vaccine programme. 757,535 persons had been vaccinated in Angola, out of which 630,984 first doses and 126,551 second doses.

UNHCR RESPONSE

- 4 Health workers were trained to support the dissemination of COVID-19 prevention information
- 529 persons of concern (165 men and 364 women) living in Lovua Settlement were reached with COVID-19 guidance information
- UN staff and their relatives started receiving the second dose of the COVID-19 vaccine as part of the Angola national vaccination plan

NAMIBIA	PoCs*	Total
ACTIVE	0	4,044
INCREASE	0%	0%
RECOVERED	0	50,675
DEATH	0	830

KEY STATE DECISION
UNHCR RESPONSE

REPUBLIC OF CONGO	PoCs*	Total
ACTIVE	4	3,297
INCREASE	0%	0%
RECOVERED	3	8,208
DEATH	0	153

KEY STATE DECISION

- Ongoing vaccination programme

UNHCR RESPONSE

- Awareness raising especially through community-based actions involving volunteers (community health workers), community leaders and refugee committee continued

DRC (CONGO)	PoCs*	Total
ACTIVE	165	3,204
INCREASE	0%	0%
RECOVERED	119	27,665
DEATH	17	782

KEY STATE DECISION

- Ongoing vaccine programme

UNHCR RESPONSE

- Covid-19 prevention and response committee for humanitarian workers was set up
- Together with partner continued promotion of health and hygiene of Burundian refugees

BOTSWANA	PoCs*	Total
ACTIVE	4	2,865
INCREASE	0%	0%
RECOVERED	4	51,259
DEATH	0	849

KEY STATE DECISION
UNHCR RESPONSE

ZAMBIA	PoCs*	Total
ACTIVE	72	2,026
INCREASE	0%	0%
RECOVERED	54	91,956
DEATH	0	1,281

KEY STATE DECISION

- Ongoing vaccine programme

UNHCR RESPONSE

- In Meheba and Mantapala settlements, community health workers continued to sensitize and educate on the prevention measures of COVID-19
- COVID-19 vaccination was conducted in Mayukwayukwa refugee settlement and Mantapala

ZIMBABWE	PoCs*	Total
ACTIVE	17	773
INCREASE	0%	0%
RECOVERED	16	36,594
DEATH	0	1,594

KEY STATE DECISION

- Ongoing vaccine programme

UNHCR RESPONSE

- 13,691 persons of concern received monthly ration of soap for sanitary purposes and disease control
- The isolation and quarantine facilities in the camp continued to operate with COVID-19 testing being administered

MALAWI	PoCs*	Total
ACTIVE	33	567
INCREASE	0%	0%
RECOVERED	27	32,616
DEATH	0	1,155

KEY STATE DECISION

- Ongoing vaccine programme.
- A total of 355, 118 people had been vaccinated in Malawi.

UNHCR RESPONSE

- COVID-19 preventive measures continued through awareness raising

MOZAMBIQUE	PoCs*	Total
ACTIVE	10	434
INCREASE	0%	0%
RECOVERED	7	69,525
DEATH	0	836

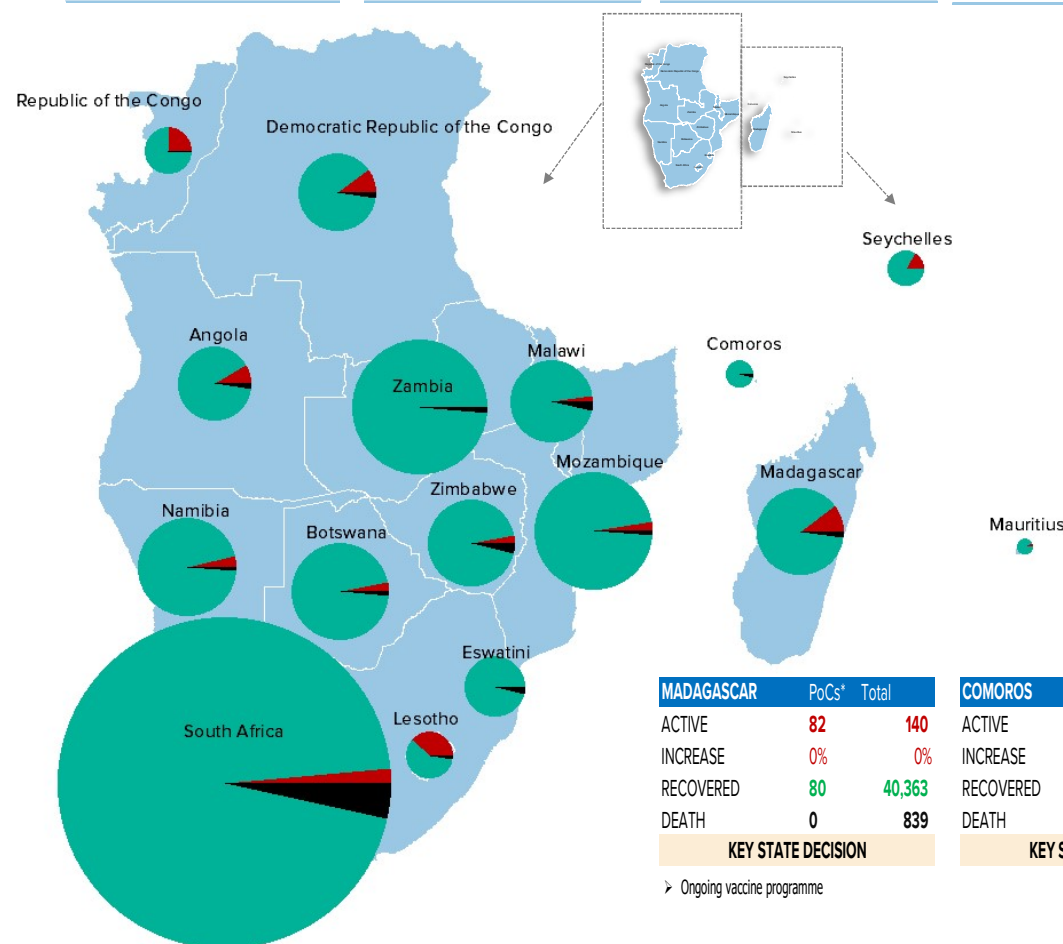
KEY STATE DECISION

- Ongoing vaccine programme

UNHCR RESPONSE

- Distribution of facemasks to displaced and host community children in Ancuabe, Cabo Delgado, made by refugees in Nampula
- Activities implemented in Cabo Delgado are strictly following COVID-19 preventive measures, particularly the use of face masks, ensuring physical distancing, frequent handwashing, and conducting activities in open spaces to minimize the risk of exposure

SEYCHELLES	PoCs*	Total
ACTIVE	0	1,080
INCREASE	0%	0%
RECOVERED	0	10,499
DEATH	0	42

KEY STATE DECISION
UNHCR RESPONSE


MADAGASCAR	PoCs*	Total
ACTIVE	82	140
INCREASE	0%	0%
RECOVERED	80	40,363
DEATH	0	839

KEY STATE DECISION

- Ongoing vaccine programme

UNHCR RESPONSE

COMOROS	PoCs*	Total
ACTIVE	11	16
INCREASE	0%	0%
RECOVERED	11	3,719
DEATH	0	146

KEY STATE DECISION
UNHCR RESPONSE

MAURITIUS	PoCs*	Total
ACTIVE	1	164
INCREASE	0%	0%
RECOVERED	0	1,193
DEATH	0	18

KEY STATE DECISION
UNHCR RESPONSE
NOTE

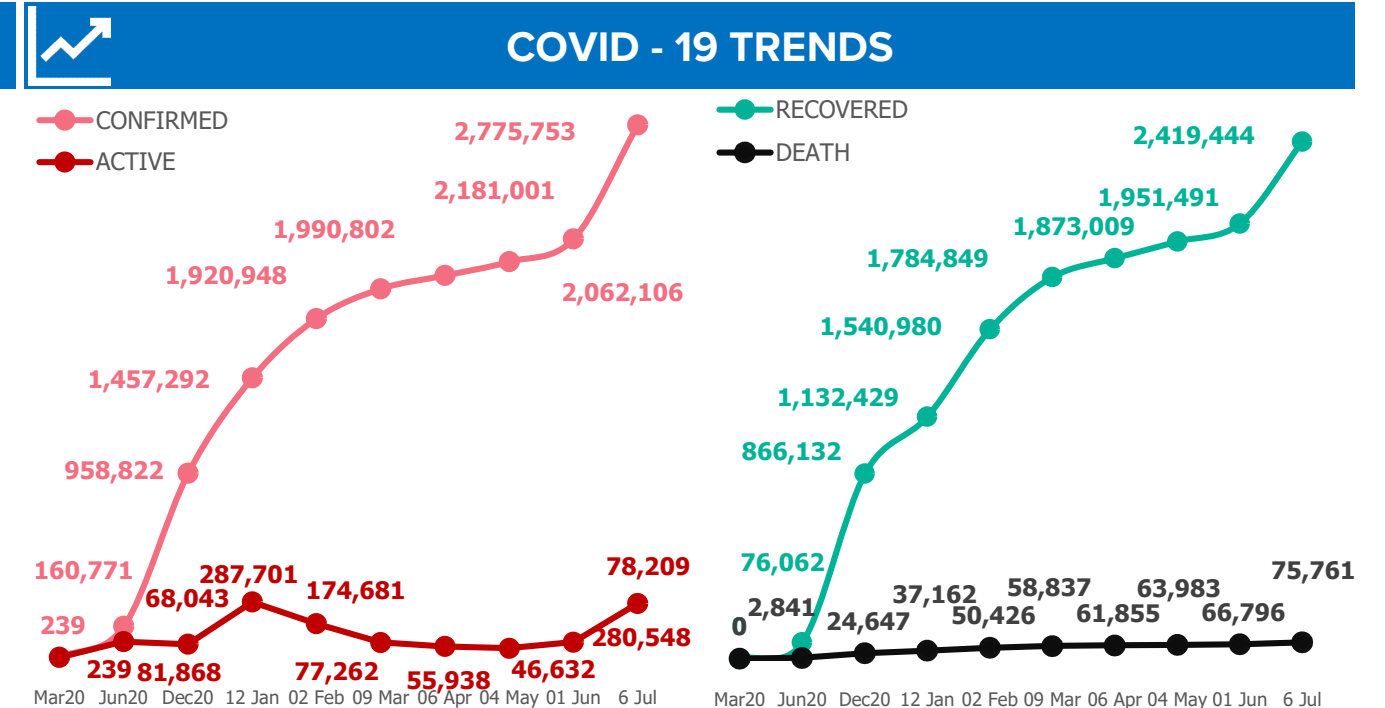
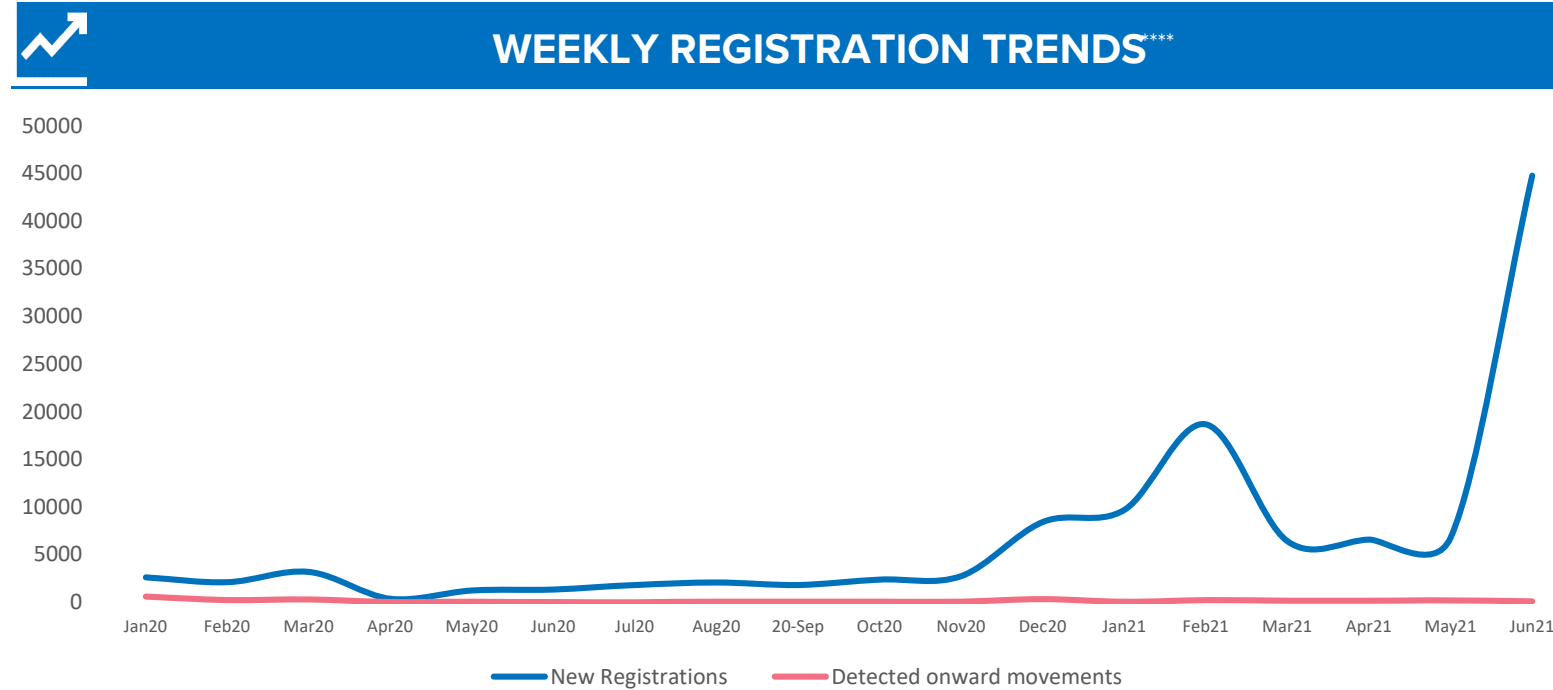
- All countries in the region continue to:
- Strengthen Risk Communication and Community Engagement
 - Adapt protection and referral pathways to remote management with a stronger role played by communities
 - Update emergency preparedness activities with partners and States
 - Update BCPs

HandWashing

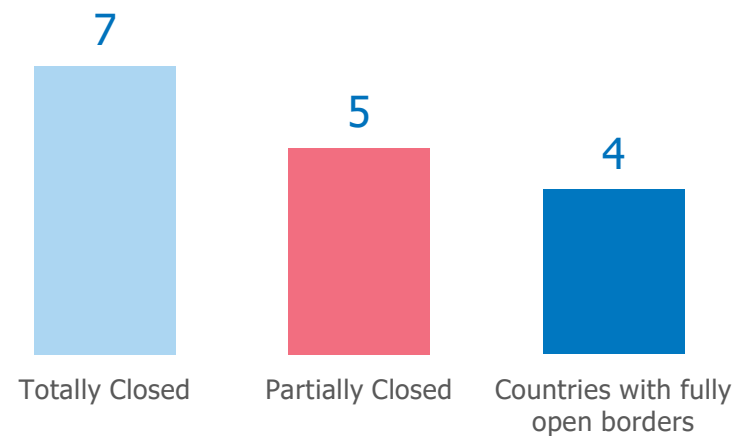
StayHome

BeSafe

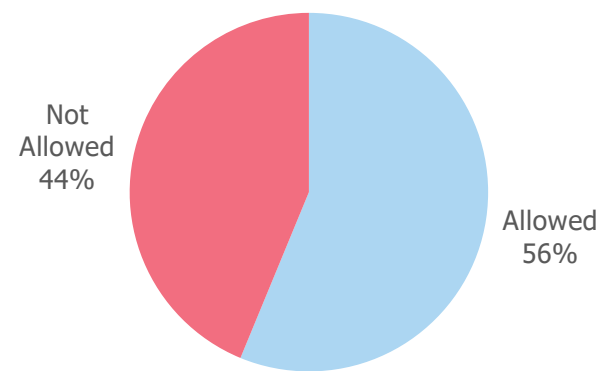
FlattenTheCurve



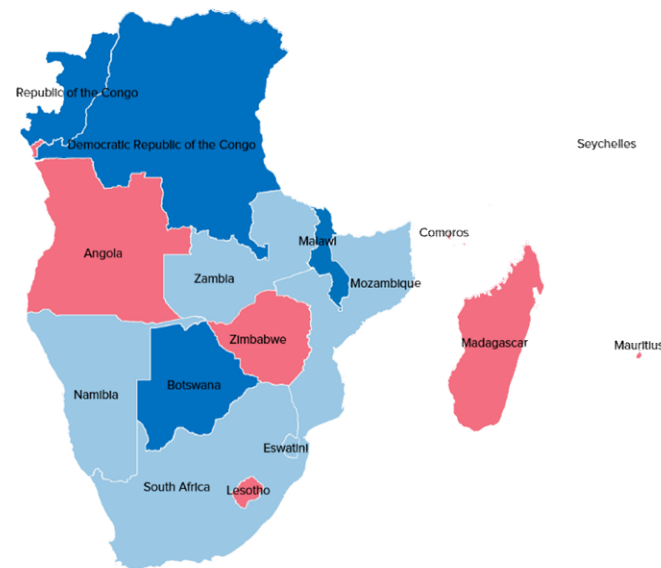
COUNTRY BORDER STATUS



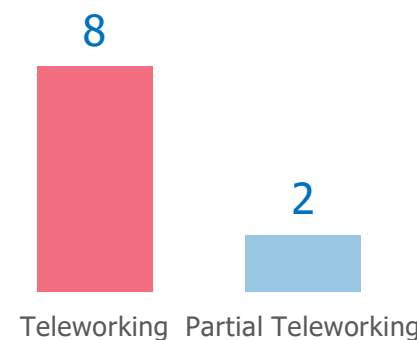
ENTRY FOR ASYLUM SEEKERS



COMMUNICATION & COMMUNITY ENGAGEMENT
























UNHCR WORKING ARRANGEMENTS***



NOTE
No UNHCR staff presence in Comoros, eSwatini, Lesotho, Madagascar,



LIVELIHOODS

 COVID-19 RESPONSE RBSA COVID 19 INDICATORS	 2,757,693 COVID-19 MESSAGING				 2,197,076 SOAP				 280,886 FACE MASKS				Achieved - Since the beginning of COVID-19 Response ie as of 1st March 2020				HIGHEST VALUE PER INDICATOR
	ANG	BWA	COM	RoC	DRC	SWA	LES	MAD	MLW	MTS	MOZ	NAM	SEY	RSA	ZAM	ZIM	TOTAL
 # of individuals reached with COVID-19 related messaging	23,759	1,280	-	194,597	1,793,201	425	-	-	130,000	-	12,710	-	-	450,196	189,874	41,314	2,837,356
 # of individuals reached with SGBV messaging linked to COVID-19	8,778	713	-	7,231	124,405	-	-	-	20,000	-	2,400	-	-	4,268	61,680	7,615	237,090
 # of students reached with remote learning (e.g. via radio, home study packs etc)	1,556	-	-	16,593	1,657	-	-	-	500	-	-	-	-	331	-	613	21,250
 # of households receiving cash/voucher support as a result of COVID-19	-	-	-	563	2,876	-	-	-	-	-	-	-	-	13,524	7,925	-	24,888
 # of individuals receiving soap for COVID-19 (450 g/p/month)	9,084	1,899	-	24,444	1,966,777	-	-	-	52,000	-	12,512	-	-	16,160	100,513	13,754	2,197,143
 # of additional handwashing facilities established	250	-	-	231	121	-	-	-	-	-	1	-	-	-	174	52	829
 # of individuals who received hand sanitizers	4,854	457	-	3,433	473	1,926	8	-	10,000	-	-	-	-	-	185	13,258	34,594
 # of individuals who received face masks (non-medical)	800	256	-	24,092	116,434	1,543	-	-	70,000	-	7,200	-	-	10,000	61,520	17,136	308,981
 # of households receiving additional core relief items as a result of COVID-19	23,759	80	-	8,821	16,508	669	-	-	-	-	3,912	-	-	1,471	17,221	4,742	77,183
 # of COVID 19 quarantine centers established (to shelter suspected individuals and new arrivals)	1	-	-	3	10	-	-	-	1	-	-	-	-	-	3	2	20
 # of COVID-19 isolation and treatment centres established (to treat confirmed cases)	1	-	-	3	14	-	-	-	1	-	-	-	-	-	3	2	24
 # of general health facilities within camps/settlements supported by UNHCR for COVID-19 (PPEs, medicine, testing, etc.)	2	-	-	3	5	-	-	-	1	-	-	-	-	-	23	2	36
 # of government health facilities outside camps/settlements supported by UNHCR for COVID-19 response	2	-	-	5	56	-	-	-	1	-	-	-	-	-	1	66	131
 # of community health workers trained for COVID-19 response	30	-	-	40	1,208	-	-	-	61	-	41	-	-	-	485	14	1,879
 # of health facility staff (other than community health workers) trained for COVID 19 response	5	-	-	486	565	-	-	-	62	-	87	-	-	-	70	73	1,348
 # of new community health workers recruited for COVID-19 response	1	-	-	-	70	-	-	-	34	-	20	-	-	-	-	-	125
 # of new health facility staff (other than community health workers) recruited with COVID-19 related funding	-	-	-	88	53	-	-	-	33	-	5	-	-	-	-	3	182