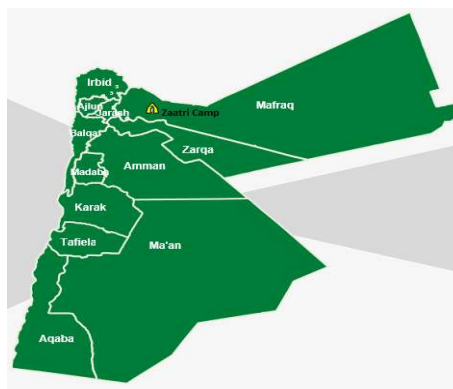
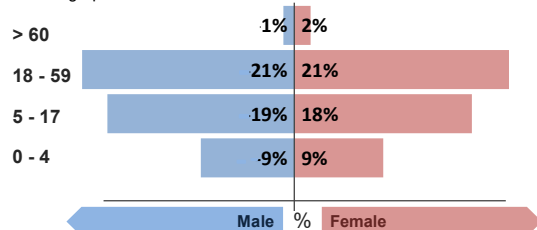


### Refugee population

Total refugee population:

**79,221**

Demographic breakdown:



### Key facts

Camp opened:  
**July 2012**

### Indicators at a glance

1	Health utilisation rate	4.0	✓
2	Number of consultations per clinician per day	48	✓
3	Hospitalisation rate (/1000/month)	2.3	✓
4	% deliveries attended by skilled personnel	100%	✓
4	Crude Mortality Rate (CMR) (/1000/month)	0.2	✓
5	Under-five Mortality Rate (U5MR) (/1000/month)	0.4	✓
6	Neonatal Mortality Rate (NNMR) (/1000 livebirths)	14.9	✓

### Notes

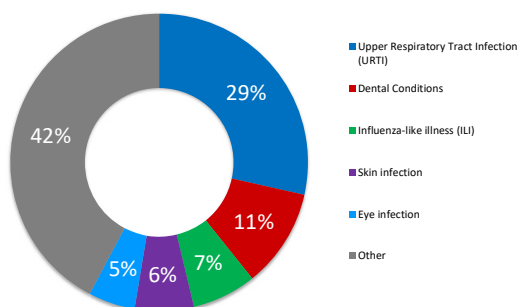
This public health profile for Za'atri refugee camp is compiled from health facility data from the following partners:

- IMC Clinic
- IMC ER Center
- JHAS/UNFPA Clinic
- Qatari Clinic
- Saudi Clinic
- IRC Clinic
- AMR Comprehensive Center
- AMR Maternity Center
- SAMS Clinic

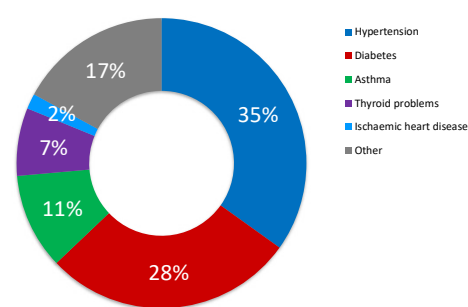
Data is collected using standardised Health Information System (HIS) data collection and reporting tools and aims to be as accurate as possible.

### Morbidity

#### Acute health conditions (%)



#### Chronic health conditions (%)



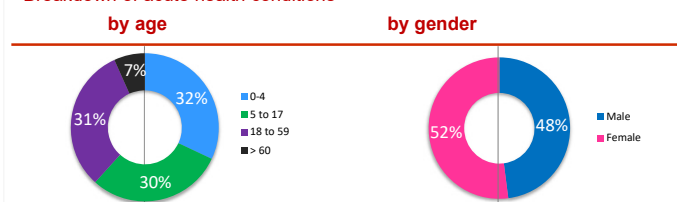
#### Top 5 acute health conditions

	% morbidity	# of cases
1 Upper Respiratory Tract Infection (URTI)	28%	15,598
2 Dental Conditions	11%	5,890
3 Influenza-like illness (ILI)	7%	3,827
4 Skin infection	6%	3,521
5 Eye infection	5%	2,773
- Other	42%	23,140

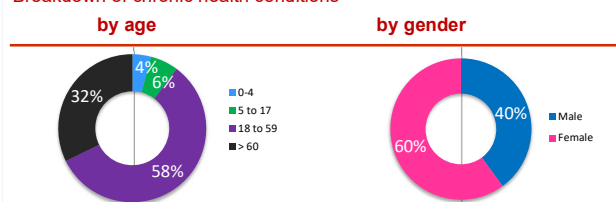
#### Top 5 chronic health conditions

	% morbidity	# of cases
1 Hypertension	35%	3,394
2 Diabetes	28%	2,728
3 Asthma	11%	1,038
4 Thyroid problems	8%	736
5 Ischaemic heart disease	2%	168
- Other	17%	1,665

#### Breakdown of acute health conditions



#### Breakdown of chronic health conditions



## Public Health

### Health Impact

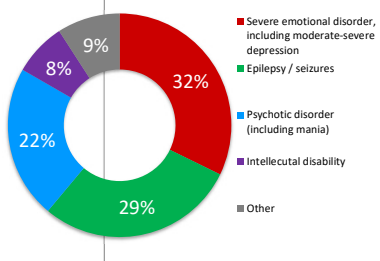
Indicator	Standard	
Crude Mortality Rate (CMR) (/1,000/month)	0.2 < 0.51	✓
Under-five Mortality Rate (U5MR) (/1,000/month)	0.4 < 1.5	✓
Neonatal Mortality Rate (NNMR) (/1,000 livebirths)	14.9 < 14.9	✓

### Access and utilization

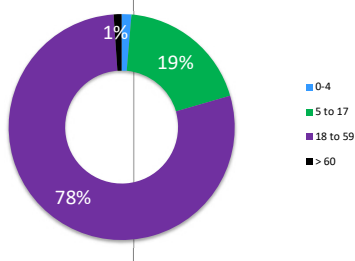
No. of health facilities	1 : 9836	1 : < 10,000	✓
Total number of consultations	77,716		
Health utilisation rate	4.0	1 - 4	✓
No. of consultations per trained clinician per day	48	< 50	✓

### Breakdown of mental health conditions

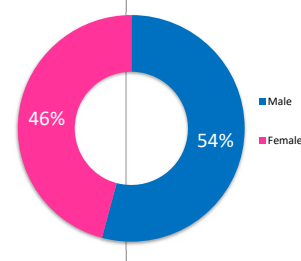
#### By cause



#### By age

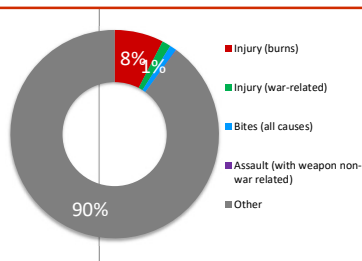


#### By gender

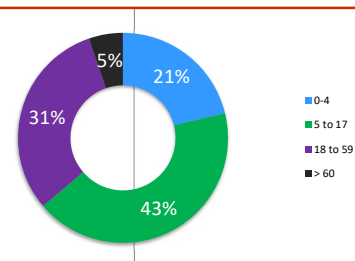


### Breakdown of injuries

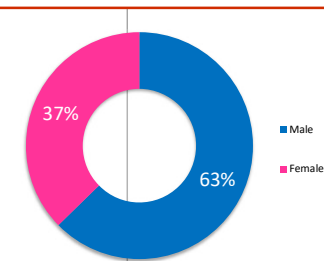
#### By cause



#### By age



#### By gender



## In-patient and referral

### In-patient department

Inpatient department	Indicator	Standard	
Hospitalisation rate (/1000/year)	27.3	50 - 150	⬆️
Bed occupancy rate	77%	> 75%	✓
Mean length of stay for authorised discharges (days)	1.3		

## Reproductive Health

### Antenatal care

Coverage of antenatal care (4 or more visits)	100%	≥ 90%	✓
Coverage of TT vaccination	100%	≥ 90%	✓
Coverage of anaemia screening in pregnancy	100%	≥ 90%	✓

### Delivery care

Proportion of deliveries attended by skilled personnel	100%	≥ 90%	✓
Proportion of deliveries performed by caesarean section	37%	5 - 15%	✗
Proportion of low birth weight deliveries (<2500g)	0%	< 15%	✓

### Maternal mortality

Number of maternal deaths reported	0		
% of maternal deaths investigated	0%	100%	

### Postnatal care

Coverage of postnatal care	91%	≥ 90%	✓
----------------------------	-----	-------	---

### Sexual and Gender-based Violence

Incidence of rape (reported cases/10,000/year)*	0.5		↗
% of rape survivors who received PEP** < 72 hours	100%	100%	↗
% of rape survivors who received ECP*** < 120 hours	100%	100%	↗
% of rape survivors who received STI**** prophylaxis < 2 wks	100%	100%	↗

\*Only includes rapes reported at health facilities \*\*Post-exposure prophylaxis \*\*\*Emergency contraceptive pill  
\*\*\*\*Sexually transmitted infection

