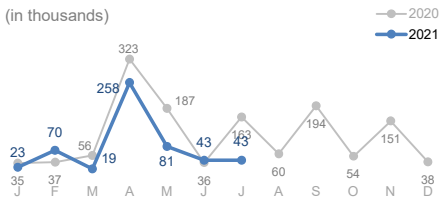


View the interactive dashboard here: <https://unhcr.github.io/dataviz-somalia-prmn/index.html>

**TOTAL DISPLACEMENTS**

**43,000** in July  
**537,000** (Jan - July 2021)  
**838,000** (Jan - July 2020)

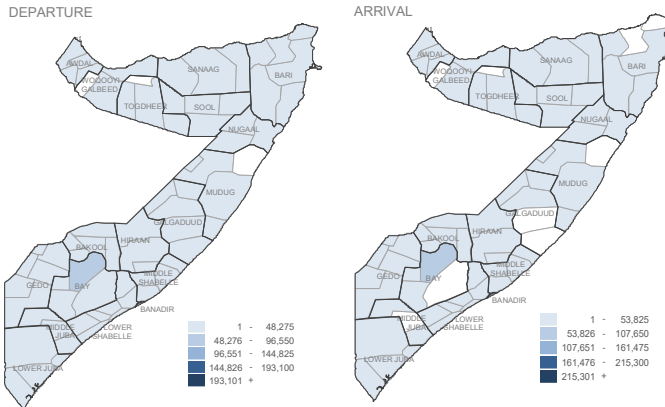
The UNHCR-led PRMN implemented in partnership with NRC reported 43,000 new internal displacements across the country in the month of July 2021. Of these, 28,000 were triggered by conflict / insecurity while 13,000 were related to drought and loss of livelihood.



**BY REGION (Jan - July 2021)**

DEP	ARR
Hiraan	26,560   26,370
Lower Shabelle	38,310   21,840
Middle Shabelle	41,300   38,490
Gedo	58,440   58,030
Bay	73,400   63,690
Bari	8,010   9,050
Lower Juba	6,900   10,380
Galgaduud	10,410   12,330
Mudug	28,370   27,870
Bakool	21,300   19,070
Sanaag	8,730   8,390
Middle Juba	6,050   12,350
Banadir	193,120   215,380
Awdal	3,670   3,650
Togdheer	1,880   1,520
Sool	4,970   4,890
Nugaal	4,750   3,190
Woq. Galbeed	1,120   800

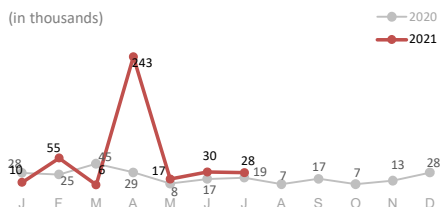
**BY DISTRICT (Jan - July 2021)**



**CONFLICT / INSECURITY DISPLACEMENTS**

**28,000** in July  
**389,000** (Jan - July 2021)  
**170,000** (Jan - July 2020)

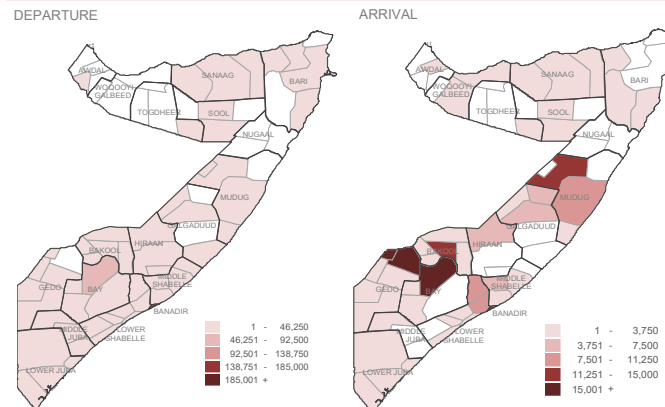
Major displacements occurred in Doolow district (18,000) in Gedo region, Hobyo district (4,000) in Mudug and Afgoye district (3,000) in Shabelle Hoose region, due to military offensive and AS related activity.



**BY REGION (Jan - July 2021)**

DEP	ARR	
Lower Shabelle	30,750   17,130	
Bay	54,750   54,740	
Galgaduud	10,170   10,170	
Gedo	46,680   47,140	
Bakool	15,600   15,080	
Lower Juba	3,400   3,760	
Sool	1,250   1,220	
Sanaag	750   620	
Middle Juba	490   190	
Togdheer	10   10	
Mudug	25,350   23,040	
Banadir	184,690   184,690	
Middle Shabelle	8,350   7,320	
Hiraan	6,280   5,970	
Bari	240   780	
Nugaal		
Awdal	10   10	
Woq. Galbeed		160

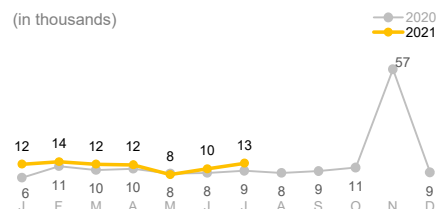
**BY DISTRICT (Jan - July 2021)**



**DROUGHT RELATED DISPLACEMENTS**

**13,000** in July  
**81,000** (Jan - July 2021)  
**63,000** (Jan - July 2020)

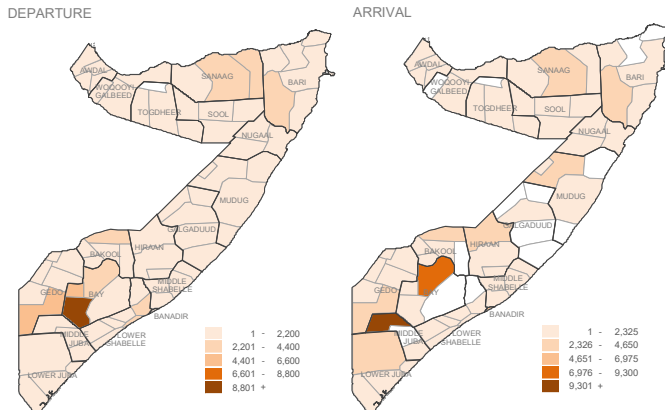
During the month, 13,000 persons were displaced due to drought. The highest displacements were recorded in; Diinsoor (3,000), Afgoye (2,000), Baidoa (700), Saakow (600) and Baardheere (500) districts.



**BY REGION (Jan - July 2021)**

DEP	ARR
Bay	18,150   8,770
Bari	7,240   7,530
Sanaag	7,250   7,050
Bakool	5,540   3,790
Awdal	3,580   3,560
Sool	2,850   2,590
Gedo	10,370   9,330
Lower Shabelle	7,110   4,620
Mudug	2,770   4,560
Togdheer	1,110   980
Hiraan	3,720   3,720
Nugaal	2,100   930
Lower Juba	2,890   5,980
Woq. Galbeed	840   470
Middle Juba	2,870   9,360
Banadir	330   5,550
Middle Shabelle	2,160   2,190
Galgaduud	240   150

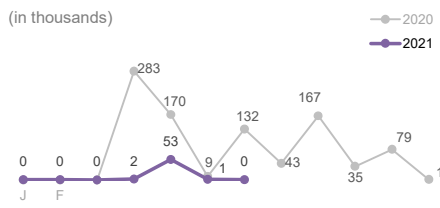
**BY DISTRICT (Jan - July 2021)**



**FLOOD DISPLACEMENTS**

**300** in July  
**56,800** (Jan - July 2021)  
**594,600** (Jan - July 2020)

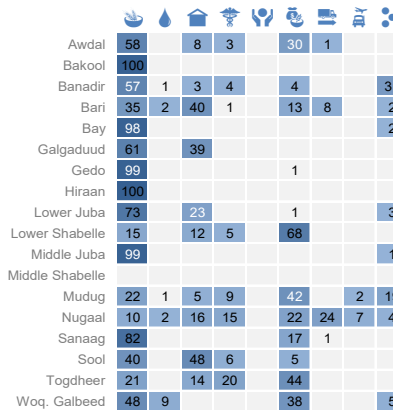
During the month, approximately 300 persons were displaced by floods. Bu'aale (100), Jilib (100) and Banadir (100) districts recorded high displacements.



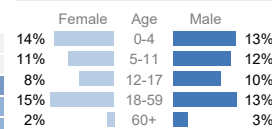
**BY REGION (Jan - July 2021)**

DEP	ARR	
Hiraan	16,560   16,560	
Lower Shabelle	410   40	
Middle Shabelle	30,740   28,690	
Gedo	120   120	
Lower Juba	300   320	
Bari	40   80	
Mudug	10   10	
Banadir	5,690   8,010	
Middle Juba	2,640   2,750	
Galgaduud		
Bakool		
Bay		
Awdal	10   60	
Sool	100   100	
Woq. Galbeed		
Sanaag	220   220	
Togdheer		
Nugaal		

**PRIORITY NEED ON ARRIVAL (July 2021 in %)**



**AGE & GENDER (July 2021)\***



Women & children 84%  
\* disaggregated data for displaced persons are based on those displacement reports where data has been collected at household level

**NEED**

Food	Protection
Water	Livelihood
Shelter	Humanitarian Aid
Health	Transport
Other	

**About PRMN**

The PRMN (Protection & Return Monitoring Network) is a UNHCR-led project which identifies and reports on displacements (including returns) of populations in Somalia. The network also identifies and reports on protection risks and incidents underlying such movements. Only figures collected by PRMN are reported above. Not all displacements in Somalia are captured. This dashboard should be read in conjunction with the Notes on PRMN Methodology (<https://data2.unhcr.org/en/documents/details/53888>) which outline the approach and certain limitations. The figures shown are for numbers of individuals and are based on interviews with key informants and/or displaced households at destination (unless otherwise noted). Further information and datasets available on request via contact below.

UNHCR is grateful for the generous contributions of donors who have directly contributed to the UNHCR Somalia operation in 2021



**Partner**

