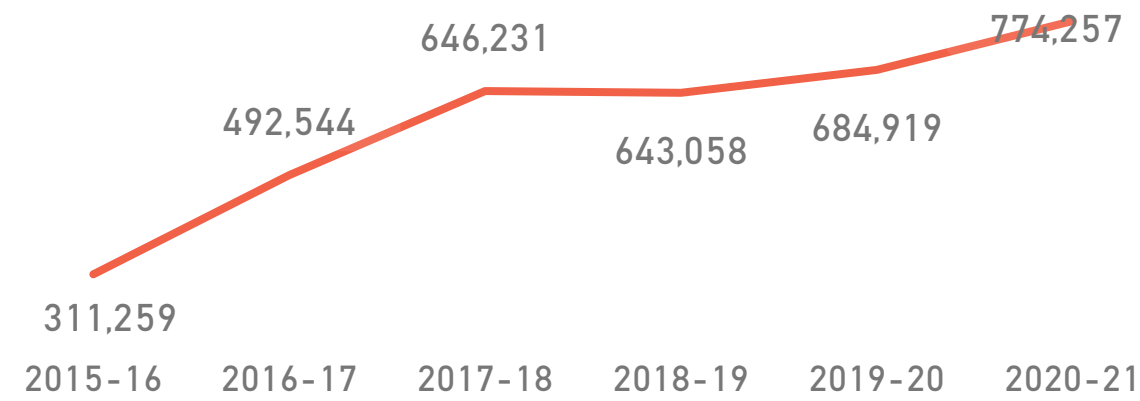


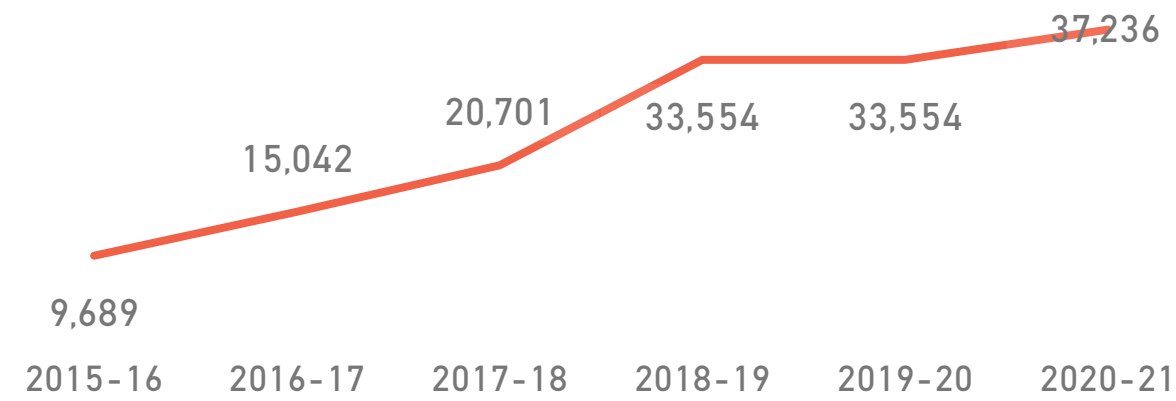


## STATISTICS OF EDUCATION OPPURTUNITIES PROVIDED TO SYRIAN STUDENTS UNDER TEMPORARY PROTECTION

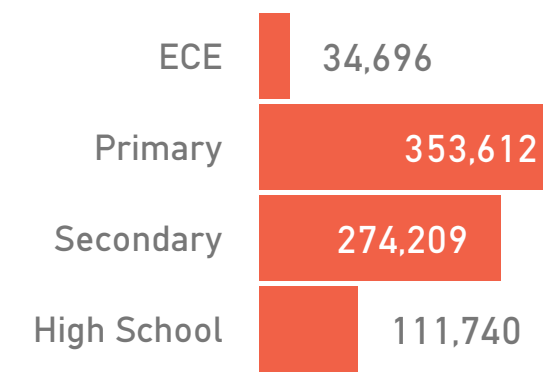
### Enrolment in Formal Education



### Enrolment in Higher Education



### Breakdown by Level



## OBJECTIVE 1: INCREASE ACCESS TO FORMAL, NON-FORMAL, INFORMAL, AND HIGHER EDUCATION PROGRAMMES

# 48,444

# of children enrolled in all forms... early childhood education



# 774,257

# of children enrolled in formal education



# 10,609

# of children provided with accredited non-formal education



# 6,876

# of children enrolled in informal non-accredited education



# 1,524

# of students receiving higher education scholarships



# 5,227

# of individuals received life-skills and citizenship education



## OBJECTIVE 1: VULNERABLE REFUGEE CHILDREN HAVE ACCESS TO SOCIAL PROTECTION

# 696,393

# of children benefiting from conditional cash transfer for education



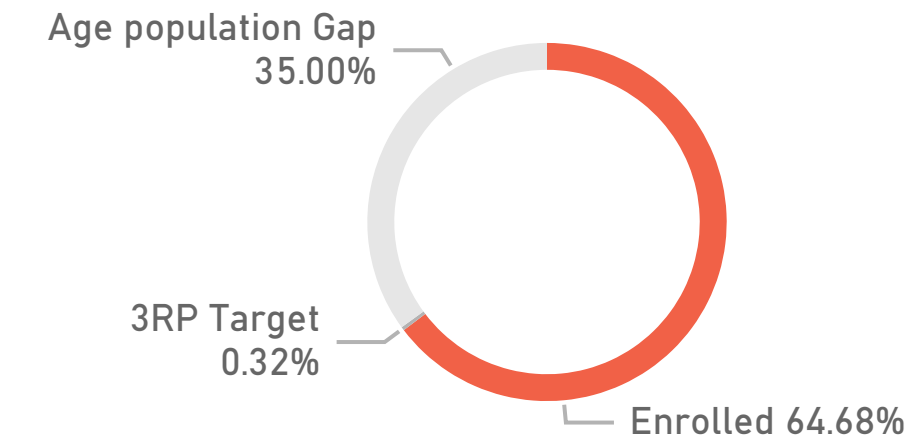
# 3,963

# of refugee children provided with transportation to school

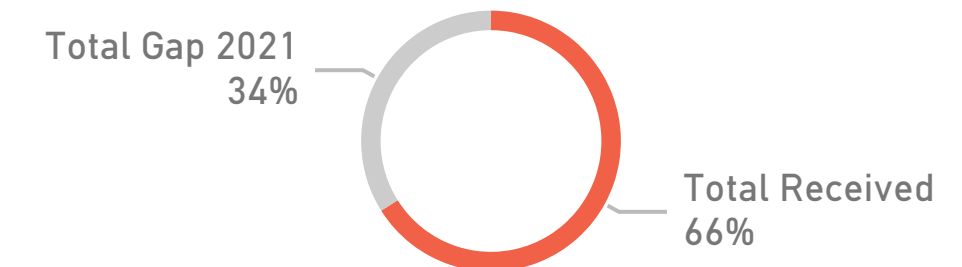


## SECTOR STATISTICS

### Gross Enrolment Rate for Formal Education



### Education 3RP Q1 Funding Figures



# \$252,740,875

Total Appeal for 2021

## OBJECTIVE 2: ENHANCE THE QUALITY OF EDUCATION OPPORTUNITIES

# 12,009

# of teachers and education personnel provided with incentives



# 10

# of teachers and education personnel trained including on remote learning



## SUPPORTING ACTIVITIES TO ENHANCE ACCESS TO EDUCATION AND IMPROVE EDUCATIONAL QUALITY

# 55,855

# of children receiving support (including case-based support) for enrolment

# 2,359

# of children provided with ICT support at Educational Support Centres

# 1,602

# of students in tertiary education provided with access to ICT support

Legend

● % of 3RP Progress ● % of Gap against 3RP Targets

Sources: MoNE, YOK, ActivityInfo, Education Sector