



Key figures

- 55** Implementing Partner
- 52** Programme/ Technical Partner
- 60** Distinct Activities
- 34** Camps

Implementing Partner breakdown

- 17** International partners
- 35** National partners
- 2** UN

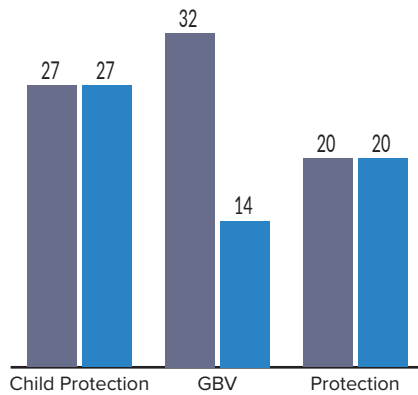
Activity Status

- 11,192** Total Activity
- 8,297** Ongoing activities
- 26** Planned activities (with secured funding)
- 2** Planned activities (with unsecured funding)
- 2,856** Completed activities
- 11** Cancelled

Information in this report is based on protection partner 5W reporting as of May 2021
Creation date: 16 June 2021

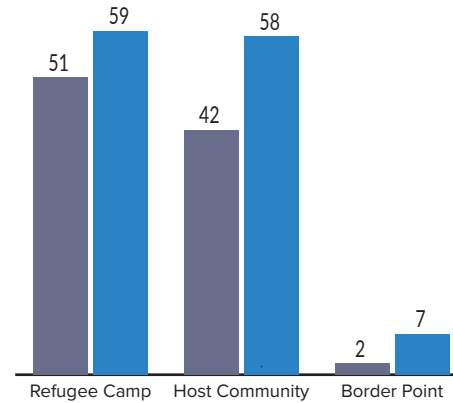
of distinct activities and partners per sub-sector

■ # of Distinct activities
■ # of Implementing partners

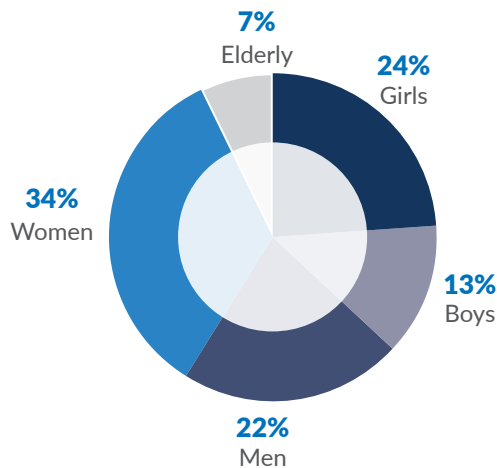


of distinct activities and partners per site

■ # of Distinct activities
■ # of Implementing partners

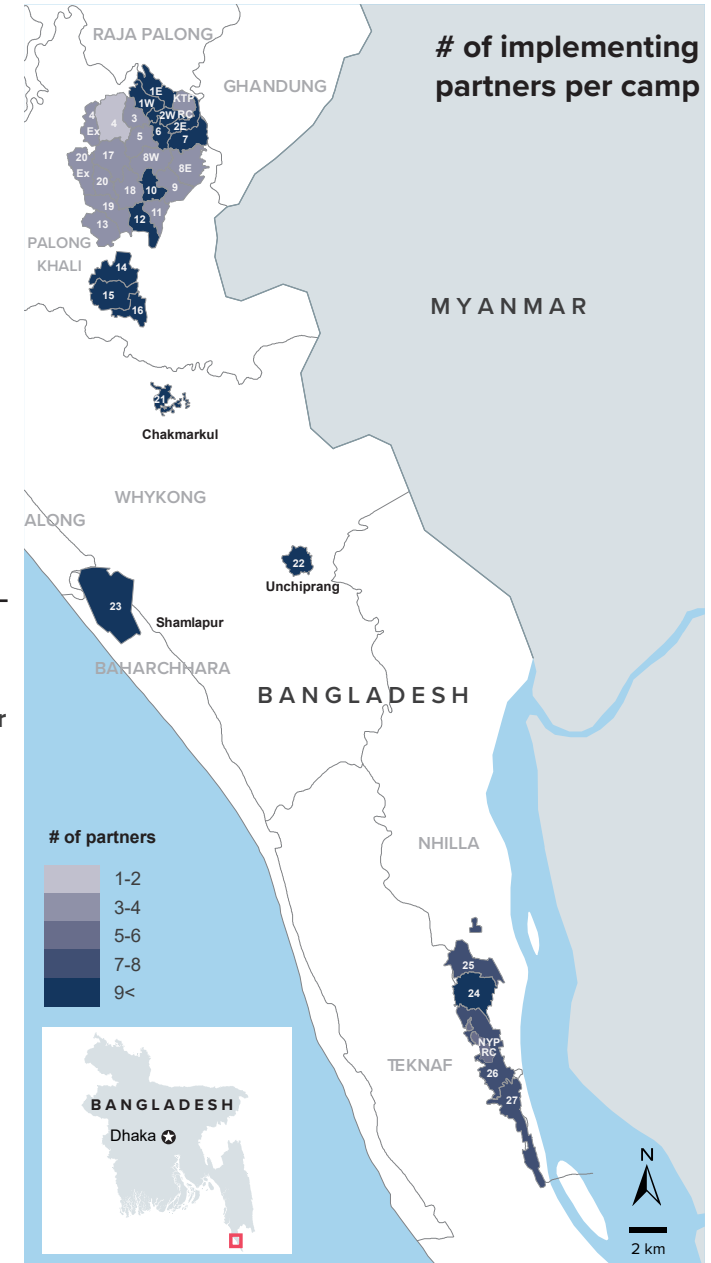
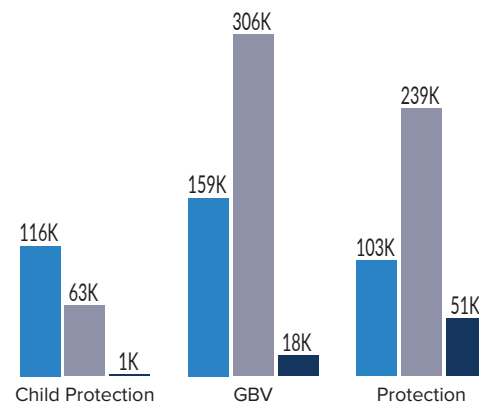


Age of beneficiaries



Breakdown of beneficiaries per sub-sector

■ Children ■ Adults ■ Elderly



The boundaries and names shown and the designations used on this map do not imply official endorsement or acceptance by the United Nations.