

Active Registered Persons Of Concern

66,706



66,706

100.0%



0

0.0%



8,307

12.5%



39,733

59.6%



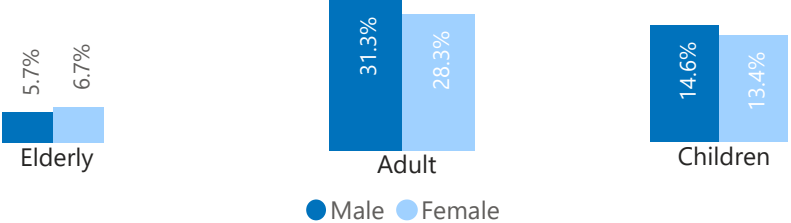
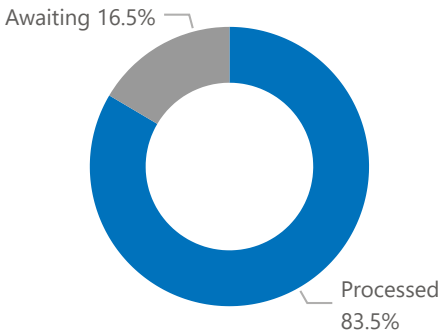
18,666

28.0%

## Age and Gender

Gender	0-4	5-11	12-17	18-35	36-59	60+
Male	715	4,836	4,201	10,980	9,873	3,823
Female	698	4,382	3,834	9,575	9,305	4,484
Total	1,413	9,218	8,035	20,555	19,178	8,307
	2.1%	13.8%	12.0%	30.8%	28.8%	12.5%

## Biometric Statistics



## Origin Country

IRQ	66,706	100.0%
-----	--------	--------

## Specific Needs

Serious medical condition	10,624	1.4%
Disability	3,687	0.5%
Specific legal and physical protection needs	2,225	0.3%
Woman at risk	2,033	0.3%
Child at risk	1,834	0.2%
Single parent	1,178	0.2%
Older person at risk	979	0.1%
Unaccompanied or separated child	103	0.0%

## Year of Arrival

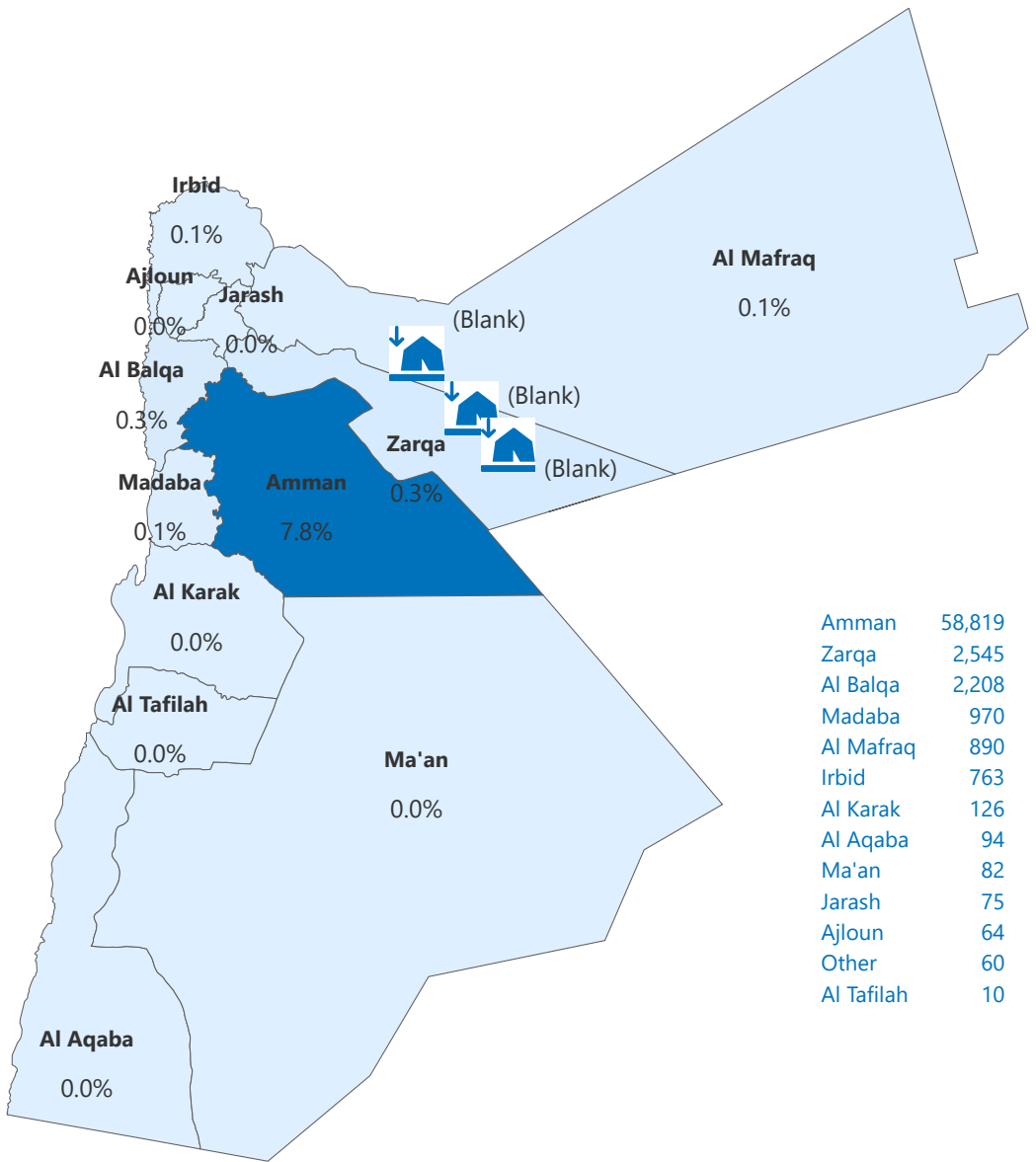
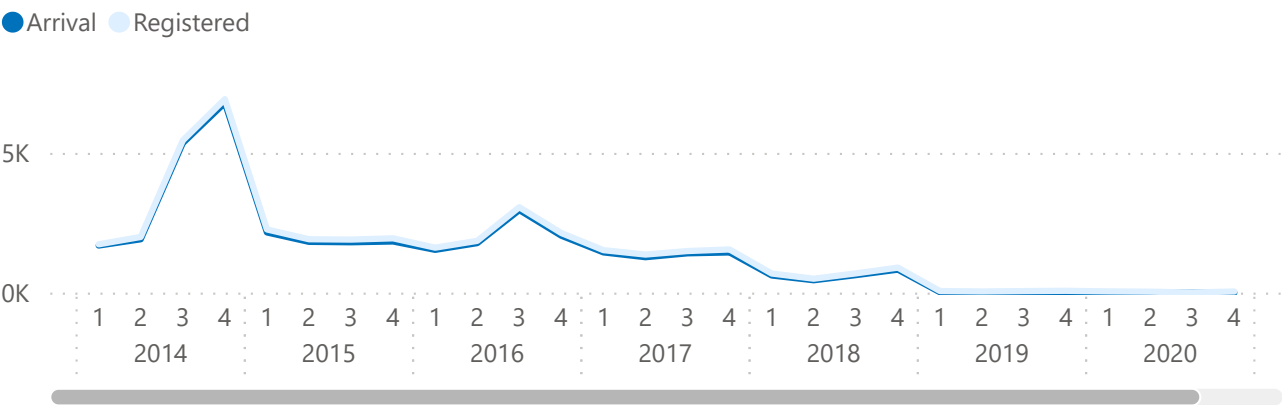
Pre 2011	13,673	21.8%
2011	2,333	3.7%
2012	2,514	4.0%
2013	4,581	7.3%
2014	15,734	25.0%
2015	7,603	12.1%
2016	8,292	13.2%
2017	5,553	8.8%
2018	2,506	4.0%
2019	30	0.0%
2020	8	0.0%
2021	0	0.0%

babies who are represented under the registration trend.

## Registration Trend

Pre - 2011	133,236	9.8%
2011	7,770	0.6%
2021	118	0.0%

## Registration Trend Quarterly



Amman	58,819
Zarqa	2,545
Al Balqa	2,208
Madaba	970
Al Mafraq	890
Irbid	763
Al Karak	126
Al Aqaba	94
Ma'an	82
Jarash	75
Ajloun	64
Other	60
Al Tafilah	10