

Active Registered Persons Of Concern

21,807


 21,806
100.0%

 1
0.0%

 964
4.4%

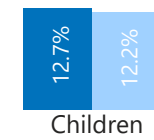
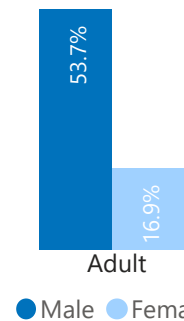
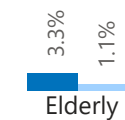
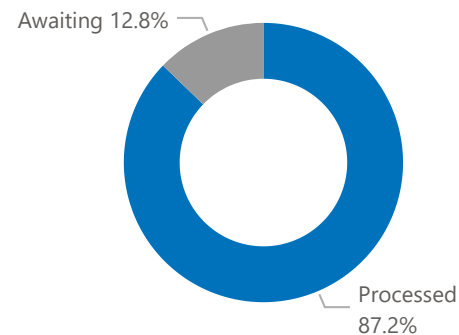
 15,409
70.7%

 5,434
24.9%

Age and Gender

Gender	0-4	5-11	12-17	18-35	36-59	60+
Female	993	994	680	2,309	1,385	250
Male	1,031	1,034	702	7,153	4,562	714
Total	2,024	2,028	1,382	9,462	5,947	964
	9.3%	9.3%	6.3%	43.4%	27.3%	4.4%

Biometric Statistics



Origin Country

SOM	709	3.3%
other	1,446	6.6%
SUD	6,029	27.6%
YEM	13,623	62.5%

Specific Needs

Serious medical condition	3,350	0.4%
Disability	1,345	0.2%
Specific legal and physical protection needs	881	0.1%
Woman at risk	564	0.1%
Child at risk	323	0.0%
Single parent	285	0.0%
Older person at risk	117	0.0%
Unaccompanied or separated child	74	0.0%
Individuals with Specific Needs	5,002	0.7%

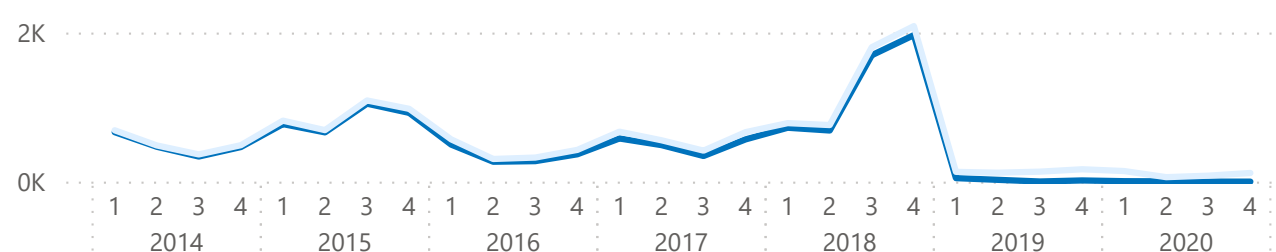
* An individual can have mre than one specific need

Registration Trend

Pre - 2011	8,235	0.6%
2011	857	0.1%
2012	694	0.1%
2013	2,413	0.2%
2014	2,848	0.2%
2015	4,357	0.3%
2016	3,543	0.3%
2017	5,585	0.4%
2018	8,062	0.6%
2019	1,206	0.1%
2020	423	0.0%
2021	301	0.0%

Registration Trend Quarterly

● Arrival ● Registered



Year of Arrival

Pre 2011	1,599	8.2%
2011	549	2.8%
2012	1,037	5.3%
2013	2,338	12.0%
2014	1,933	10.0%
2015	3,402	17.5%
2016	1,406	7.2%
2017	1,980	10.2%
2018	5,071	26.1%
2019	89	0.5%
2020	10	0.1%
2021	0	0.0%

babies who are represented under the registration trend.

