

Active Registered Persons Of Concern

21,872


 21,871
100.0%

 1
0.0%

 964
4.4%

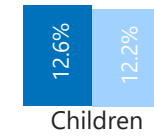
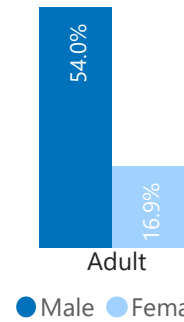
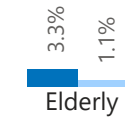
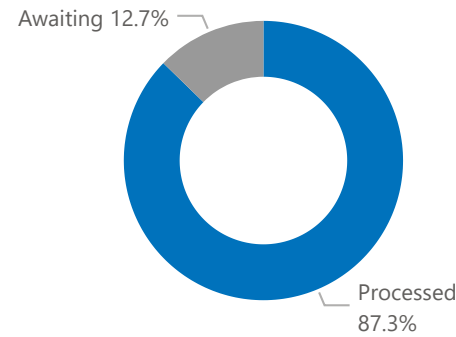
 15,493
70.8%

 5,415
24.8%

Age and Gender

Gender	0-4	5-11	12-17	18-35	36-59	60+
Female	989	997	676	2,314	1,379	250
Male	1,014	1,031	708	7,227	4,573	714
Total	2,003	2,028	1,384	9,541	5,952	964
	9.2%	9.3%	6.3%	43.6%	27.2%	4.4%

Biometric Statistics



Origin Country

SOM	709	3.2%
other	1,445	6.6%
SUD	6,020	27.5%
YEM	13,698	62.6%

Specific Needs

Serious medical condition	3,294	0.4%
Disability	1,340	0.2%
Specific legal and physical protection needs	883	0.1%
Woman at risk	561	0.1%
Child at risk	322	0.0%
Single parent	287	0.0%
Older person at risk	119	0.0%
Unaccompanied or separated child	74	0.0%
Individuals with Specific Needs	4,948	0.7%

Year of Arrival

Pre 2011	1,604	8.2%
2011	552	2.8%
2012	1,050	5.4%
2013	2,354	12.1%
2014	1,950	10.0%
2015	3,411	17.5%
2016	1,413	7.2%
2017	1,996	10.2%
2018	5,090	26.1%
2019	86	0.4%
2020	11	0.1%
2021	0	0.0%

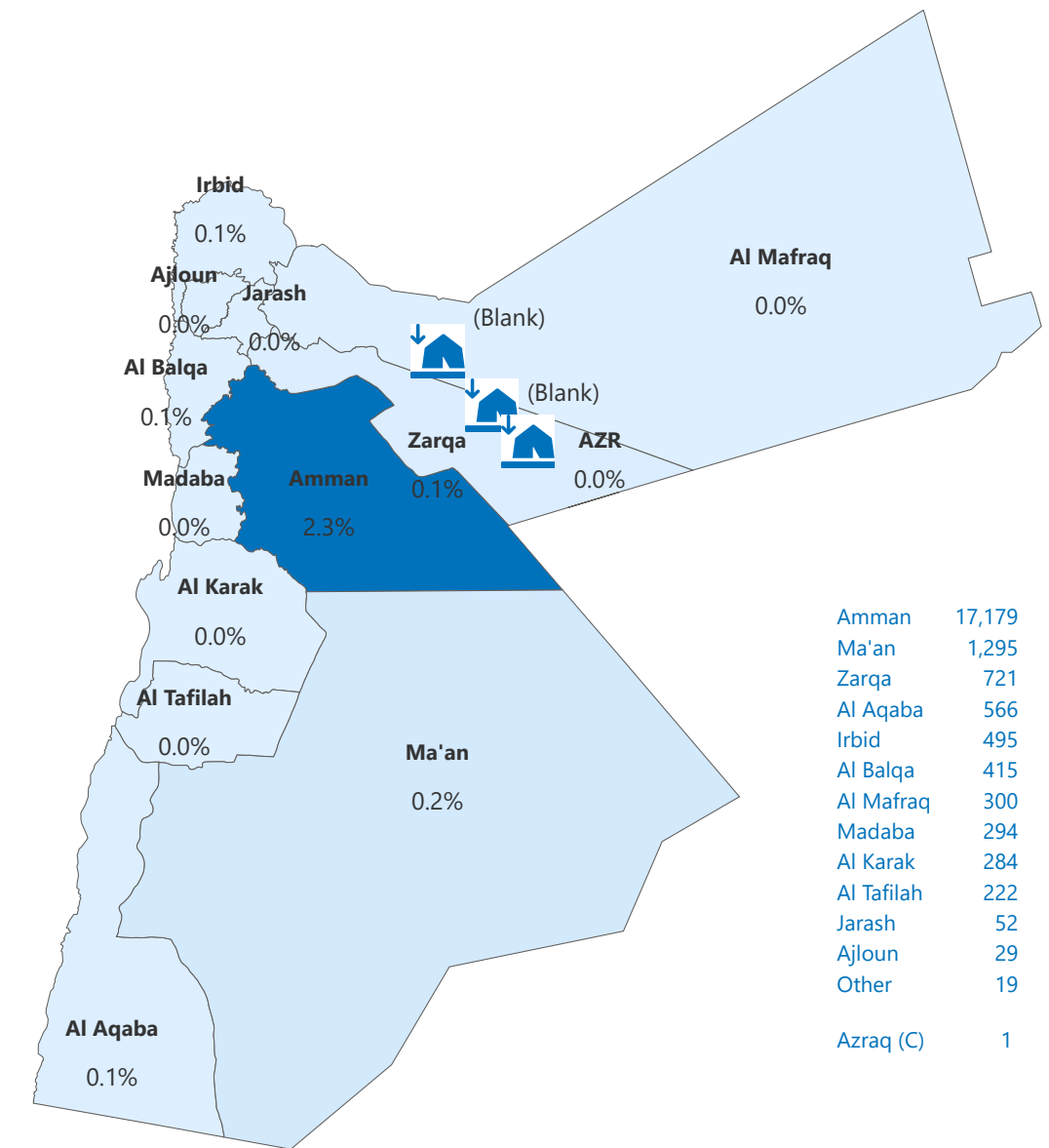
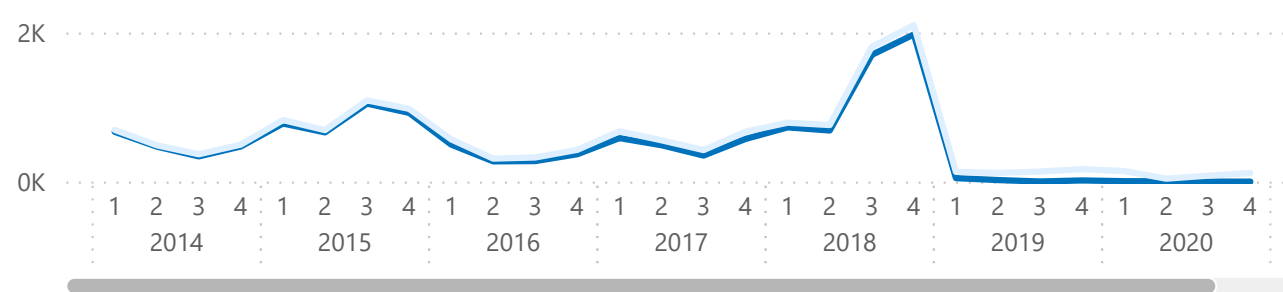
babies who are represented under the registration trend.

Registration Trend

Pre - 2011	8,235	0.6%
2011	857	0.1%
2012	694	0.1%
2013	2,412	0.2%
2014	2,847	0.2%
2015	4,357	0.3%
2016	3,543	0.3%
2017	5,585	0.4%
2018	8,062	0.6%
2019	1,206	0.1%
2020	423	0.0%
2021	249	0.0%

Registration Trend Quarterly

● Arrival ● Registered



Amman	17,179
Ma'an	1,295
Zarqa	721
Al Aqaba	566
Irbid	495
Al Balqa	415
Al Mafraq	300
Madaba	294
Al Karak	284
Al Tafilah	222
Jarash	52
Ajloun	29
Other	19
Azraq (C)	1