

# Libya

Statistical Dashboard (1 May 2021)

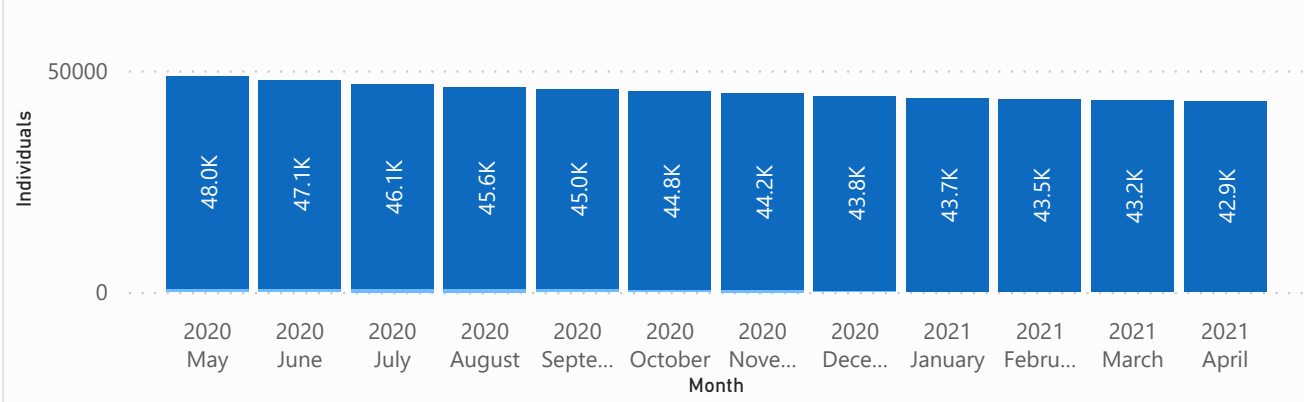
## Key Figures

**43,021** Refugees & Asylum Seekers  
**21,383** Cases  
**19,274** Men  
**9,104** Women  
**14,643** Children  
**1,651** Elderly

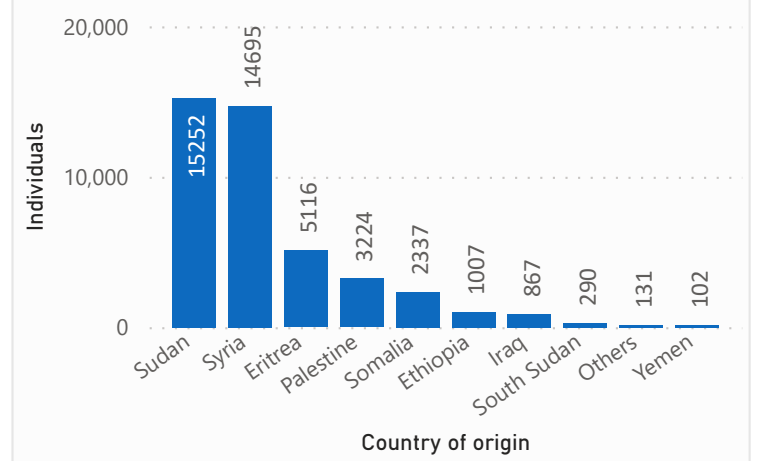
Status: All  
 Urban or DC: All  
 Gender: All  
 Mantika: All

### Refugee trends

Location ● DC ● Urban



### Country of Origin



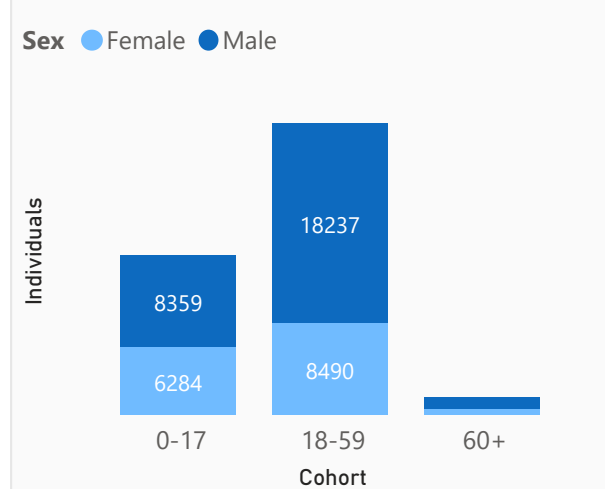
### Place of Residence

Mantika	# of Individuals	% of Individuals
Tripoli	22,388	52.04%
Aljara	6,361	14.79%
Misrata	4,249	9.88%
Unknown	2,648	6.16%
Azzawya	1,819	4.23%
Zwara	1,505	3.50%
Almargeb	1,473	3.42%
Benghazi	1,062	2.47%
Al Jabal Al Gharbi	599	1.39%
Sirt	196	0.46%
Sebha	131	0.30%

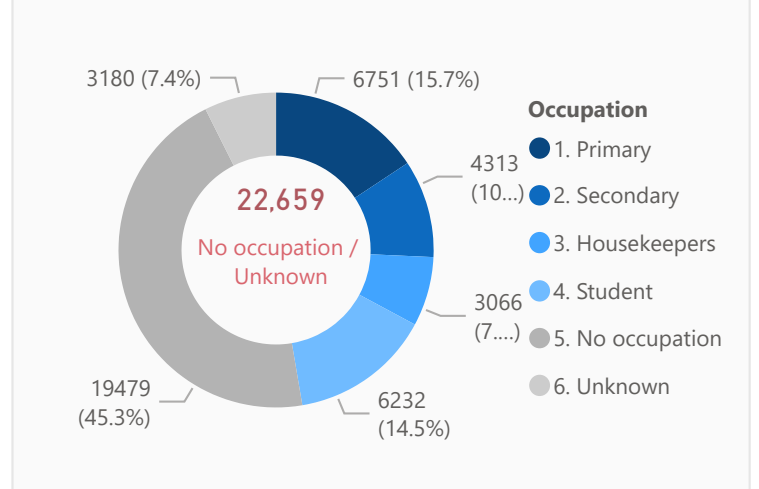
### Specific Needs Categories

Categories	Individuals	% Value
Woman at risk	1,363	3.17%
Unaccompanied or separated children	2,164	5.03%
Torture	991	2.30%
Specific legal/protection needs	18,306	42.55%
Single parent or caregiver	292	0.68%
SGBV	406	0.94%
Serious medical condition	3,312	7.70%
Older person at risk	152	0.35%
Family unity	901	2.09%
Disability	538	1.25%
Child at risk	3,274	7.61%
_Total	22,713	52.80%

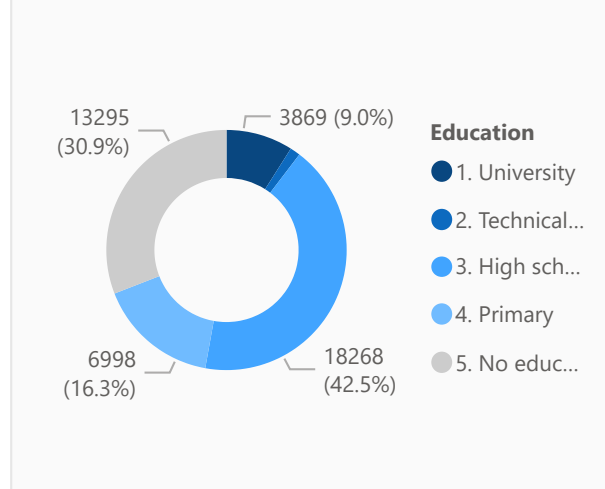
### Demographics



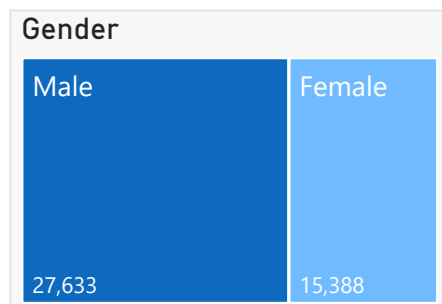
### Occupation at the country of origin



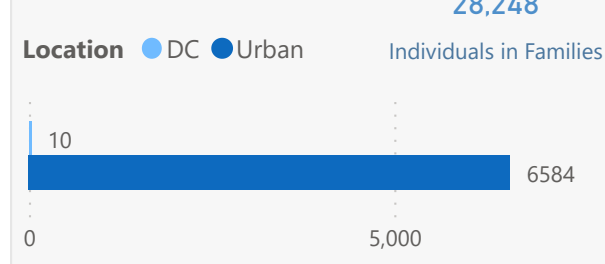
### Education level at the country of origin



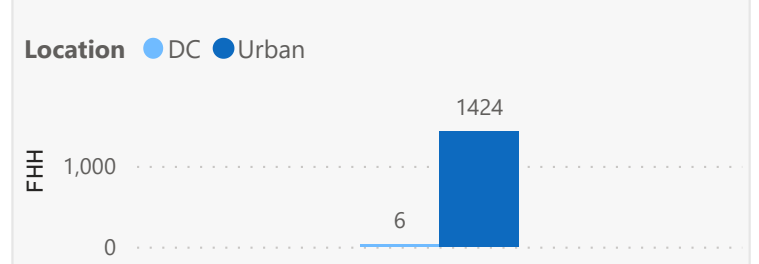
**6,541**  
with multiple Specific Needs Categories



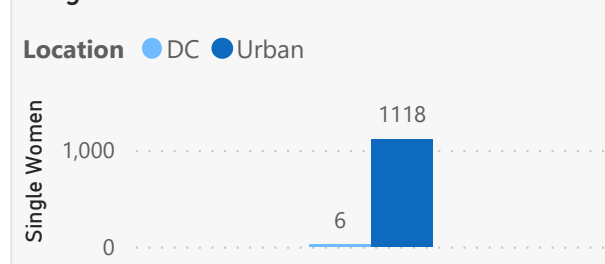
### Families



### Female Headed Households



### Single Women



# Libya

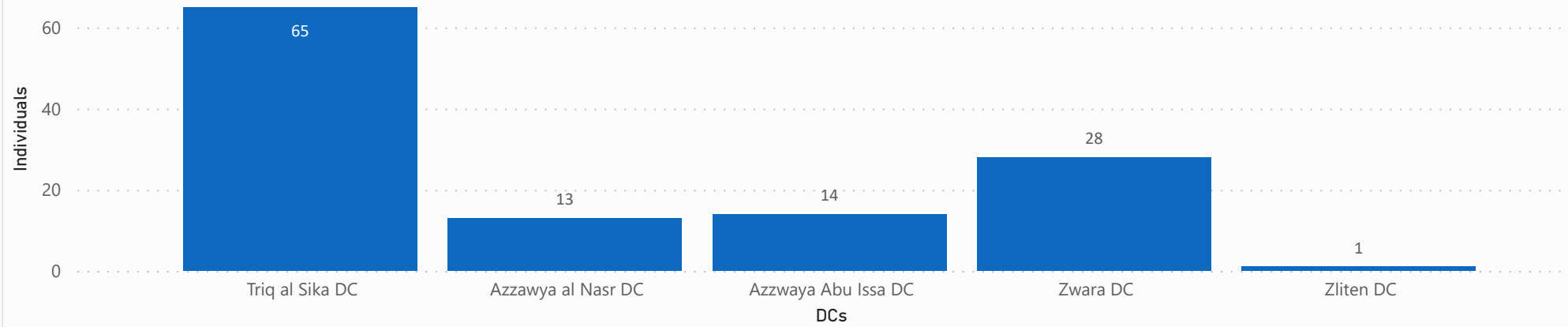
## Profile of registered refugees and asylum-seekers in detention

### Key Figures

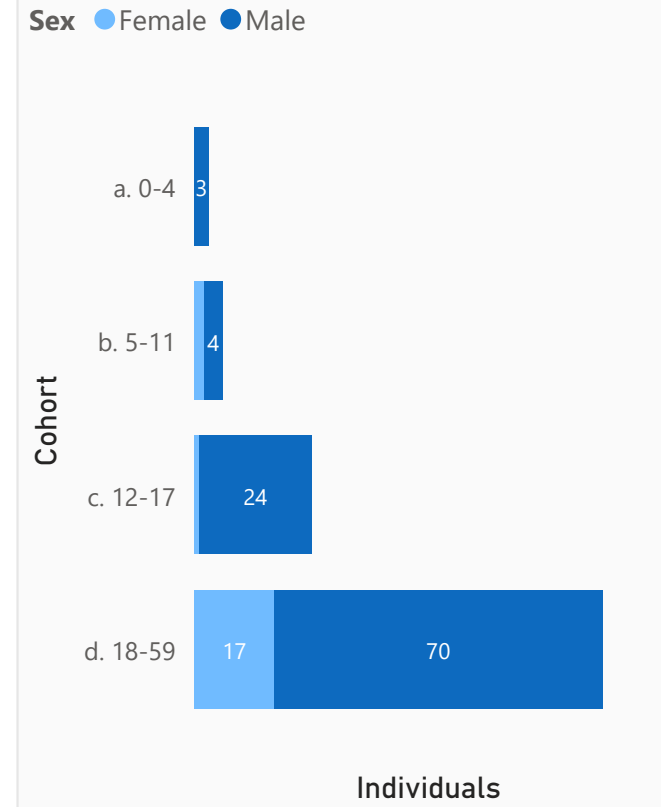
**121** Individuals      **109** Cases      **70** Men      **17** Women      **34** Children      **87** Adults

Status   
   
 Gender

### Registered Individuals at Detention Centers



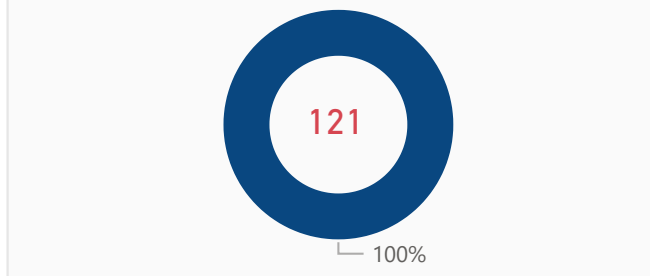
### Demographics



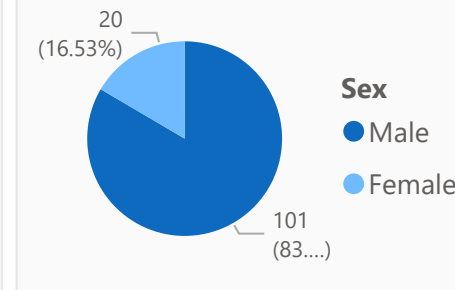
### Specific Needs Categories

Categories	Individuals	% Value
Woman at risk	12	9.92%
Unaccompanied or separated children	29	23.97%
Torture	3	2.48%
Specific legal/protection needs	121	100.00%
Single parent or caregiver	1	0.83%
SGBV	3	2.48%
Serious medical condition	3	2.48%
Older person at risk	0	0.00%
Family unity	5	4.13%
Disability	0	0.00%
Child at risk	23	19.01%
<b>_Total</b>	<b>121</b>	<b>100.00%</b>

### Individuals with Specific Needs



### Gender

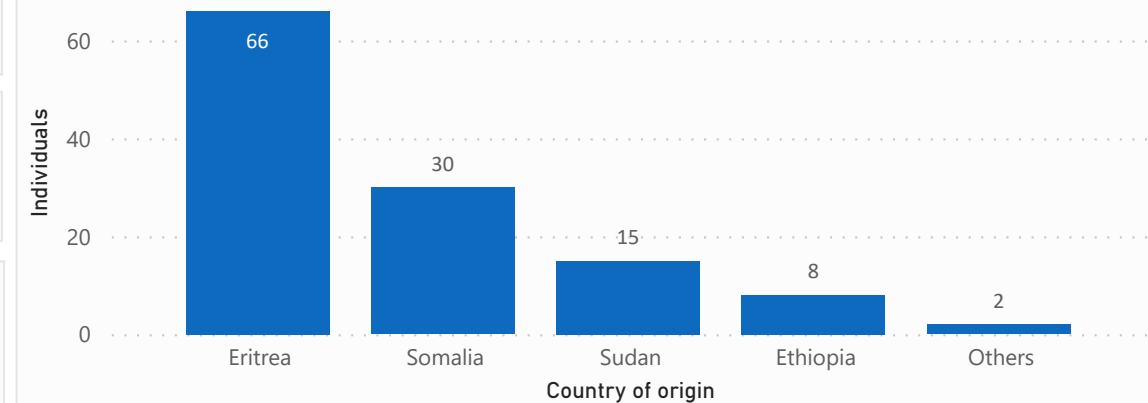


**61**  
with multiple Specific Needs Categories

**34**  
Children

**29**  
UASC

### Country of Origin



**13**  
Family Cases

**96**  
Single Cases