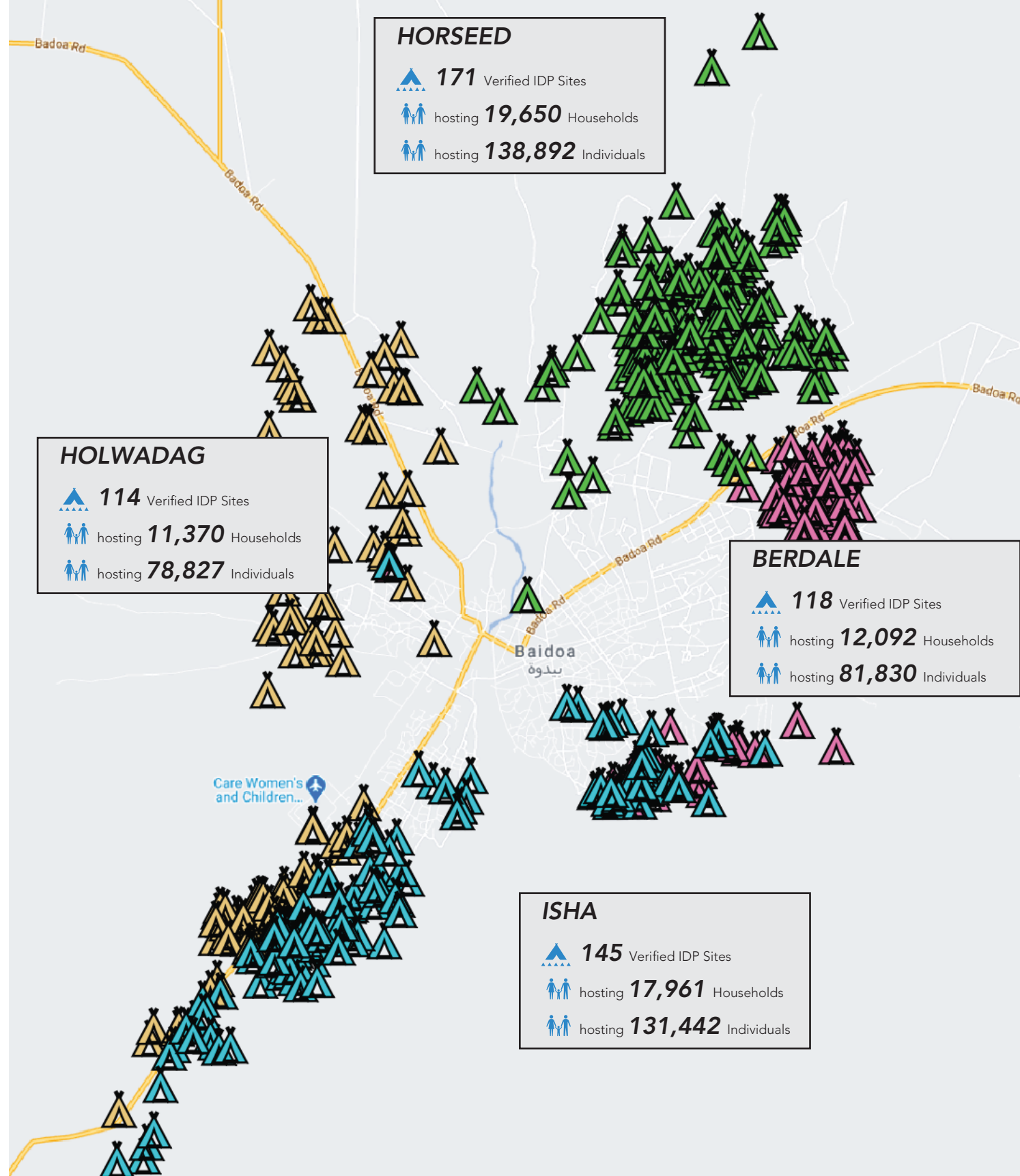


Download dataset - <https://cutt.ly/wviQO16>



Map of verified IDP sites in Baidoa - April 2021

Assessment overview

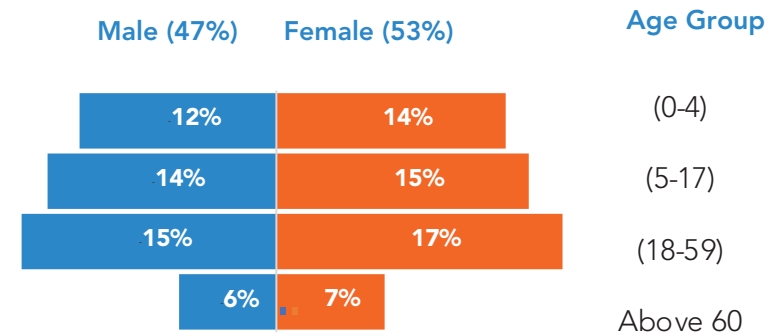
A joint IDP site verification exercise was conducted in Baidoa in April 2021. The operation was led by SWSCRI, ACTED, Concern Worldwide, DRC, IOM, IPDO, Islamic Relief Somalia, NRC, SECDO, SSYO and UNHCR. 548 IDP sites were identified hosting 61,073 households or 430,991 individuals. Compared to the last site verification conducted in August 2020, there was an increase of 31 IDP sites and 1,152 Households or 38,717 individuals.

Demographic data of IDPs living in Baidoa

548 Verified IDP Sites

hosting **61,073** Households

hosting **430,991** Individuals



People living with disability

Using the Washington Group disability questions, statistics of people living with disabilities were derived

5,510 (1.3%)
people living with disability

- 1,554 (53% Female)** have difficulty with seeing (even wearing glasses)
- 987 (55% Female)** have difficulty with hearing (even using a hearing aid)
- 757 (49% Female)** have difficulty with communicating and/or understanding
- 1,176 (50% Female)** have difficulty with walking and/or climbing stairs
- 544 (53% Female)** have difficulty with dressing and/or washing
- 492 (52% Female)** have difficulty with remembering/concentrating

Eviction Risk Mapping

IDP sites were assessed based on their risk of eviction. Several factors were put into consideration such as IDP site tenure, type of agreements in place and whether an eviction notice has been issued recently.

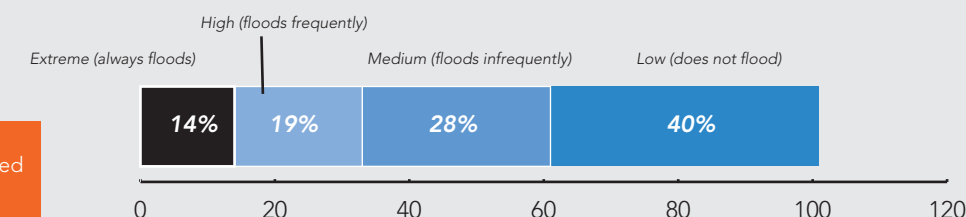
15% of IDP sites have been classified as having extreme (3%) and high (12%) risk of eviction

- 33%** of sites have communal ownership/permanent ownership
- 77%** of sites have agreement in place
- 89%** of those that have agreements have written agreements
- 67%** of those that have agreements have agreed end dates
- 8%** of sites have been issued with eviction notice within the last 3 months

Flood Risk Mapping

IDP sites were assessed based on their risk of flooding.

182 IDP sites (33%) have been classified as extreme (always floods) and high (floods frequently)



For more information
please contact the CCCM Cluster
Coordination Team

Benjamin Conner
<bconner@iom.int>

Hassan Abdi Yarow
<yarowh@unhcr.org>