

# Libya

Statistical Dashboard (1 April 2021)

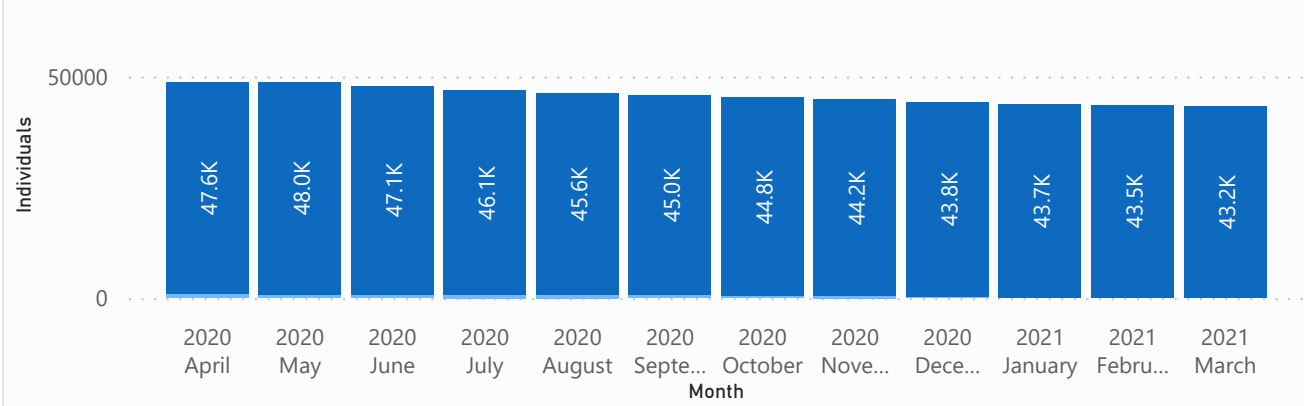
## Key Figures

**43,348** Refugees & Asylum Seekers  
**21,567** Cases  
**19,545** Men  
**9,231** Women  
**14,572** Children  
**1,702** Elderly

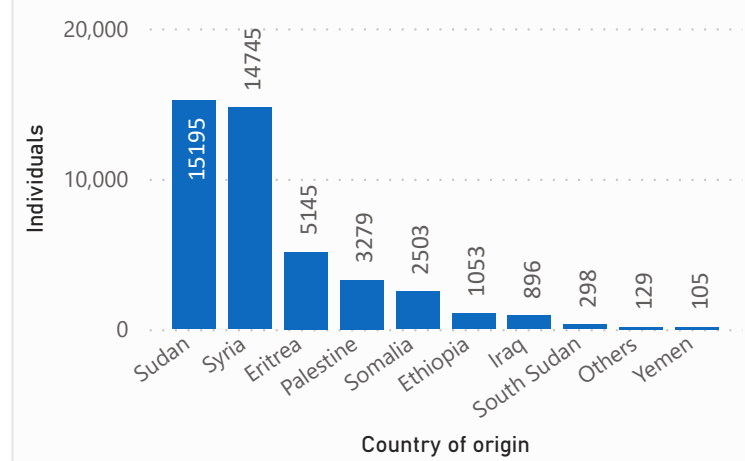
Status:  Urban or DC:   
 Gender:  Mantika:

### Refugee trends

Location: ● DC ● Urban



### Country of Origin



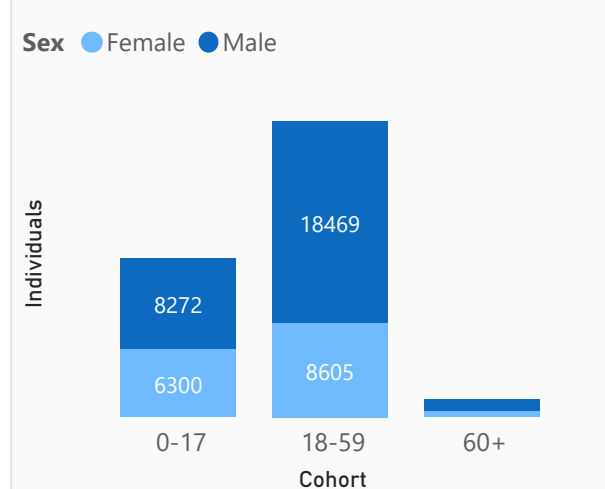
### Place of Residence

Mantika	# of Individuals	% of Individuals
Tripoli	22787	52.57%
Aljbara	6453	14.89%
Misrata	4214	9.72%
Unknown	2553	5.89%
Azzawya	1781	4.11%
Zwara	1510	3.48%
Almargeb	1469	3.39%
Benghazi	1061	2.45%
Al Jabal Al Gharbi	608	1.40%
Sirt	188	0.43%
Sebha	131	0.30%

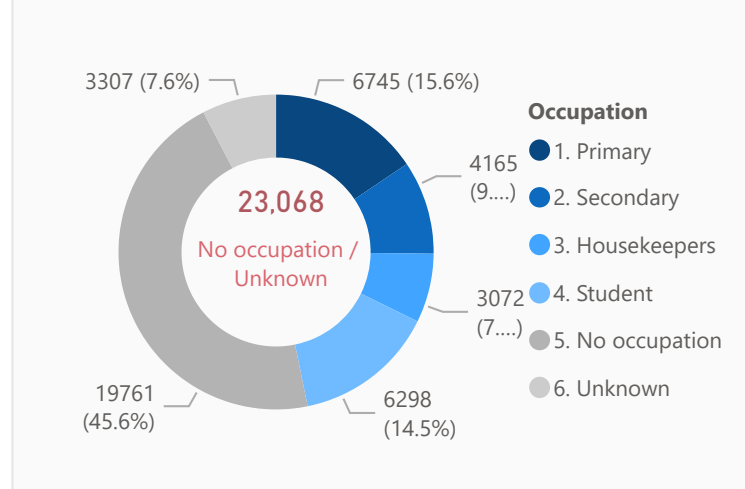
### Specific Needs Categories

Categories	Individuals	% Value
Woman at risk	1366	3.15%
Unaccompanied or separated children	2089	4.82%
Torture	943	2.18%
Specific legal/protection needs	17890	41.27%
Single parent or caregiver	286	0.66%
SGBV	388	0.90%
Serious medical condition	3154	7.28%
Older person at risk	153	0.35%
Family unity	890	2.05%
Disability	531	1.22%
Child at risk	3172	7.32%
_Total	22273	51.38%

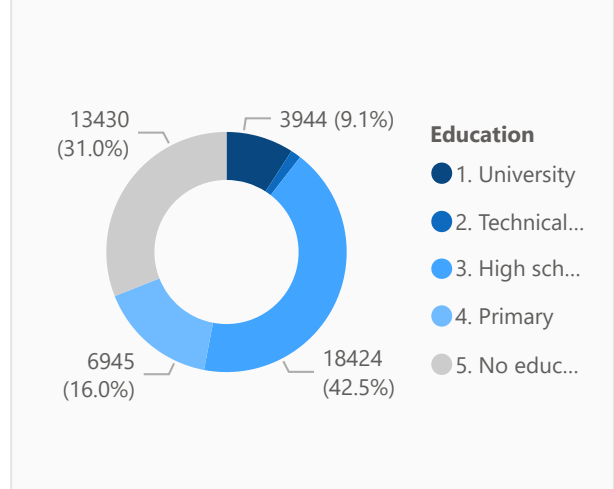
### Demographics



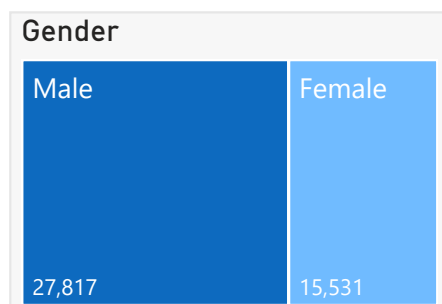
### Occupation at the country of origin



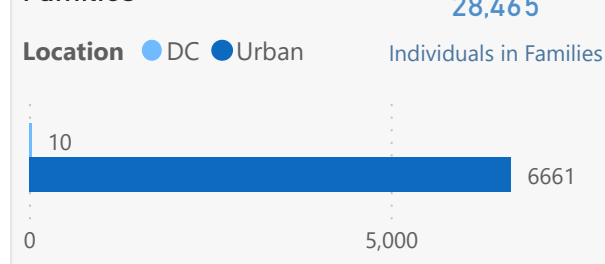
### Education level at the country of origin



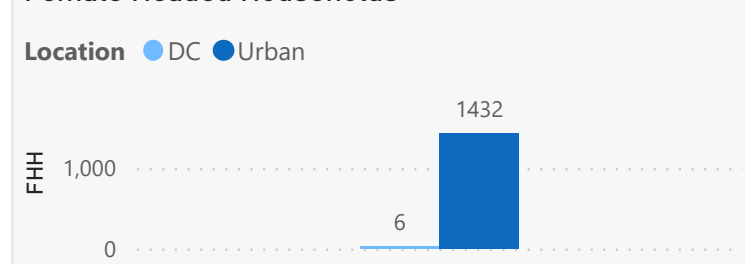
**6,269**  
with multiple Specific Needs Categories



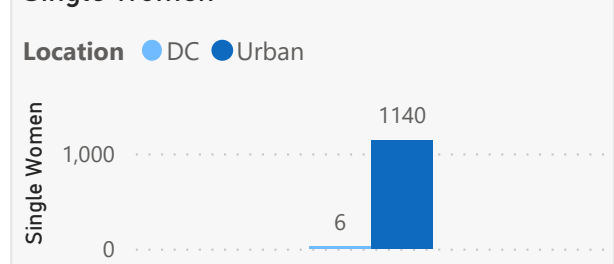
### Families



### Female Headed Households



### Single Women



# Libya

## Profile of registered refugees and asylum-seekers in detention

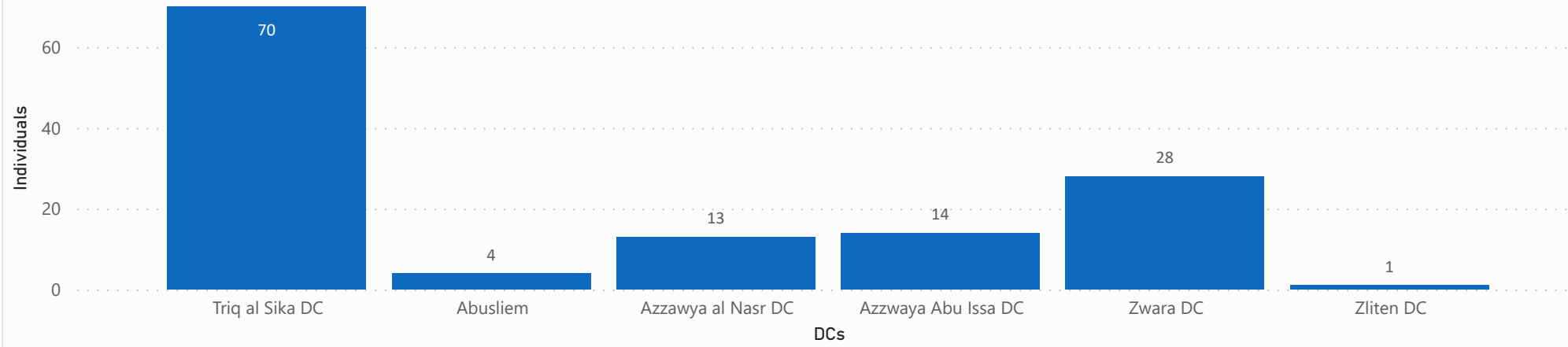
### Key Figures

**130** Individuals      **118** Cases      **76** Men      **17** Women      **37** Children      **93** Adults

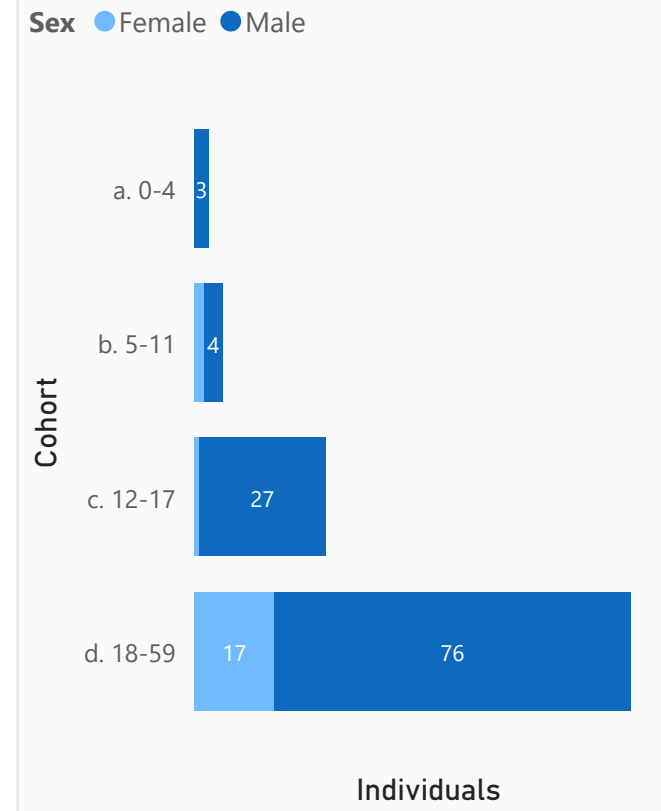
Status

Gender

### Registered Individuals at Detention Centers



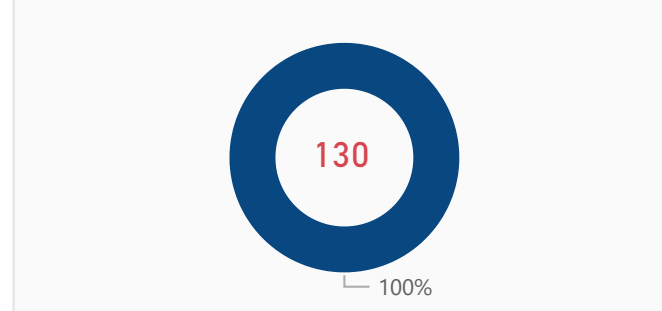
### Demographics



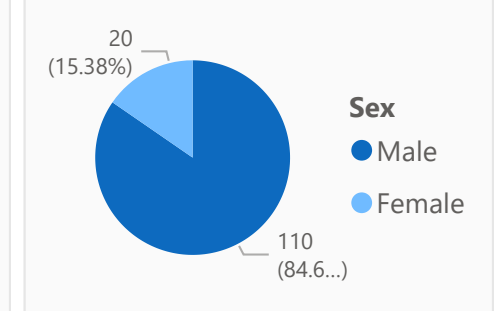
### Specific Needs Categories

Categories	Individuals	% Value
Woman at risk	12	9.23%
Unaccompanied or separated children	32	24.62%
Torture	3	2.31%
Specific legal/protection needs	130	100.00%
Single parent or caregiver	1	0.77%
SGBV	3	2.31%
Serious medical condition	4	3.08%
Older person at risk	0	0.00%
Family unity	5	3.85%
Disability	0	0.00%
Child at risk	24	18.46%
<b>_Total</b>	<b>130</b>	<b>100.00%</b>

### Individuals with Specific Needs



### Gender

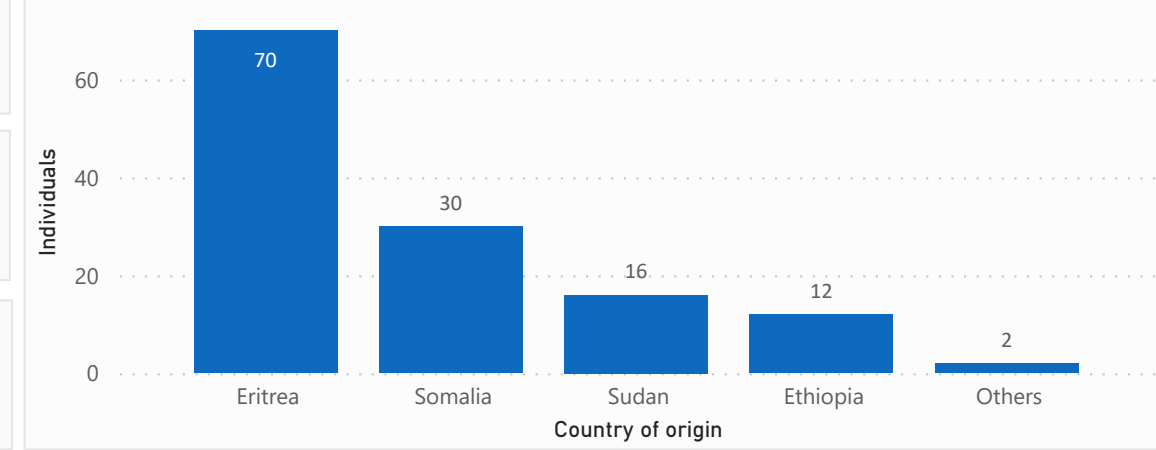


**65**  
with multiple Specific Needs Categories

**37**  
Children

**32**  
UASC

### Country of Origin



**13**  
Family Cases

**105**  
Single Cases