

SPAIN Weekly snapshot - Week 11 (15 - 21 Mar 2021)

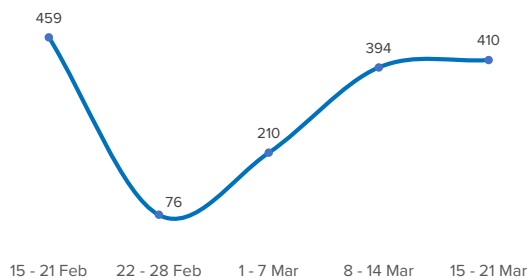
The charts below are based on figures from the Ministry of Interior and UNHCR estimates. All figures are provisional and subject to change

Refugees & migrants: sea and land arrivals in week 11¹

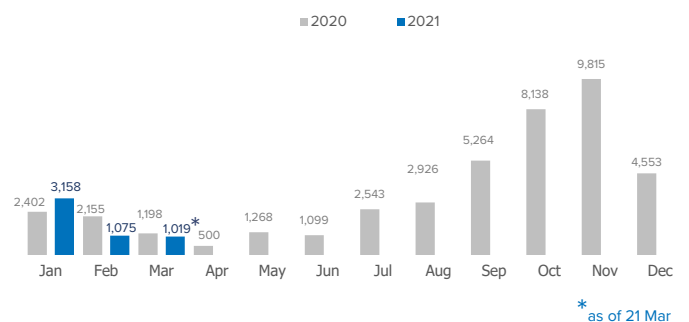


Total Sea and Land		Sea		Land (Ceuta & Melilla)	
5,063	-6% Dif. 2020	4,858	+14% Dif. 2020	205	-81% Dif. 2020
Arrivals as of 21 Mar 2021 ²		Arrivals as of 21 Mar 2021 ²		Arrivals as of 21 Mar 2021 ²	
410	Arrivals Week 11¹	410	Arrivals Week 11¹	0	Arrivals Week 11¹
Dif. last week: +4%		Dif. last week: +25%		Dif. last week: -100%	
Dif. 2020: +52%		Dif. 2020: +74%		Dif. 2020: -100%	
59	Avg. daily arrivals Week 11¹	59	Avg. daily arrivals Week 11¹	0	Avg. daily arrivals Week 11¹
Dif. 2020: +52%		Dif. 2020: +74%		Dif. 2020: -100%	
340	Avg. weekly arrivals in Mar so far²	314	Avg. weekly arrivals in Mar so far²	25	Avg. weekly arrivals in Mar so far²
Dif. 2020: +26%		Dif. 2020: +33%		Dif. 2020: -27%	

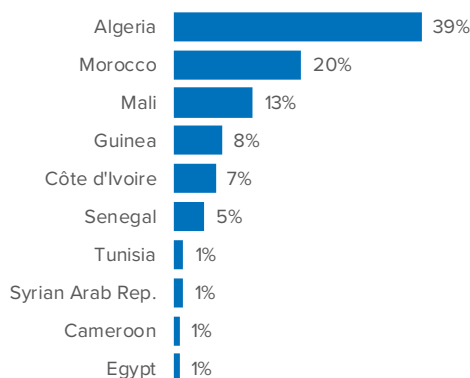
Sea and land arrivals during the last five weeks¹



Arrivals per month²



Most common nationalities, Jan - Sep 2020²



Demographic breakdown, Jan - Dec 2020²

