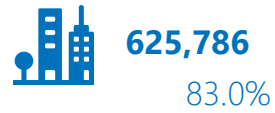


Active Registered Persons Of Concern


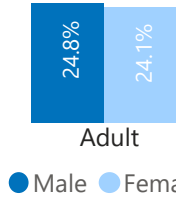
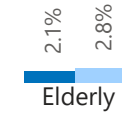
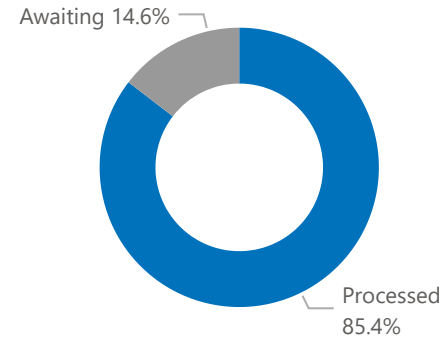
754,077



Age and Gender

Gender	0-4	5-11	12-17	18-35	36-59	60+
Male	47,265	76,911	54,902	116,014	71,149	15,963
Female	44,952	72,672	51,955	108,339	73,113	20,842
Total	92,217	149,583	106,857	224,353	144,262	36,805
	12.2%	19.8%	14.2%	29.8%	19.1%	4.9%

Biometric Statistics



Origin Country

SOM	717	0.1%
other	1,445	0.2%
SUD	6,008	0.8%
YEM	13,756	1.8%
IRQ	66,747	8.9%
SYR	665,404	88.2%

Specific Needs

Serious medical condition	79,474	10.5%
Specific legal and physical protection needs	37,032	4.9%
Disability	31,527	4.2%
Child at risk	29,798	4.0%
Single parent	17,858	2.4%
Woman at risk	14,441	1.9%
Older person at risk	7,254	1.0%
Unaccompanied or separated child	2,516	0.3%

Year of Arrival

Pre 2011	25,604	4.2%
2011	24,053	3.9%
2012	151,982	24.8%
2013	253,422	41.3%
2014	76,673	12.5%
2015	24,920	4.1%
2016	34,021	5.6%
2017	10,442	1.7%
2018	9,897	1.6%
2019	1,630	0.3%
2020	336	0.1%
2021	7	0.0%

babies who are represented under the registration trend.

Registration Trend

Pre - 2011	142,896	10.5%
2011	10,988	0.8%
2012	135,616	10.0%
2013	674,686	49.8%
2014	145,647	10.7%
2015	55,248	4.1%
2016	67,720	5.0%
2017	41,336	3.1%
2018	38,812	2.9%
2019	23,925	1.8%
2020	13,832	1.0%
2021	4,503	0.3%

* An individual can have mre than one specific need

Individuals with Specific Needs	158,448	21.0%
---------------------------------	---------	-------

Registration Trend Quarterly

