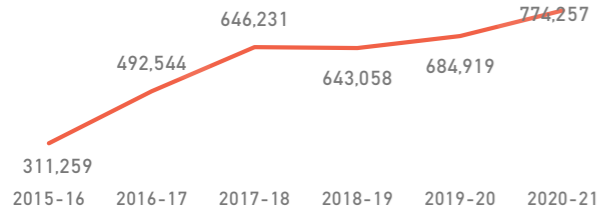


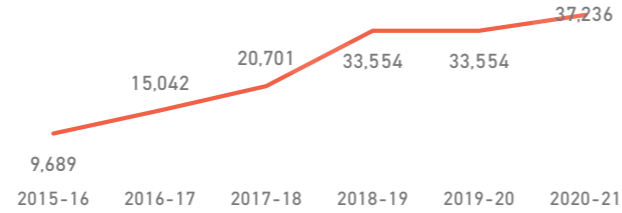


## STATISTICS OF EDUCATION OPPURTUNITIES PROVIDED TO SYRIAN STUDENTS UNDER TEMPORARY PROTECTION

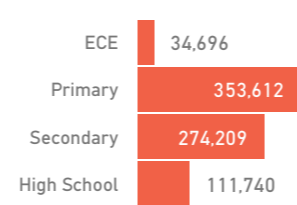
### Enrolment in Formal Education



### Enrolment in Higher Education



### Breakdown by Level



## OBJECTIVE 1: INCREASE ACCESS TO FORMAL, NON-FORMAL, INFORMAL, AND HIGHER EDUCATION PROGRAMMES

# 41,035

# of children enrolled in all forms... early childhood education

55% 45%

# 774,257

# of children enrolled in formal education

97%

# 2,311

# of children provided with accredited non-formal education

94%

# 1,637

# of children enrolled in informal non-accredited education

95%

# 498

# of students receiving higher education scholarships

22% 78%

# 420

# of individuals received life-skills and citizenship education

99%

## OBJECTIVE 1: VULNERABLE REFUGEE CHILDREN HAVE ACCESS TO SOCIAL PROTECTION

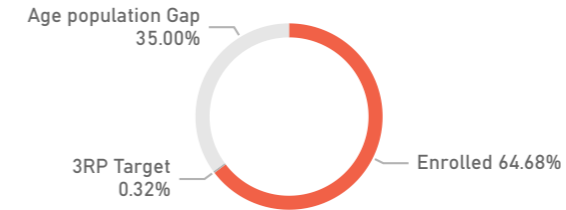
# 683,667

# of children benefiting from conditional cash transfer for education

100%

## SECTOR STATISTICS

### Gross Enrolment Rate for Formal Education



# \$252,740,875

Total Appeal for 2021

## OBJECTIVE 2: ENHANCE THE QUALITY OF EDUCATION OPPORTUNITIES

# 12,009

# of teachers and education personnel provided with incentives

98%

## SUPPORTING ACTIVITIES TO ENHANCE ACCESS TO EDUCATION AND IMPROVE EDUCATIONAL QUALITY

# 12,594

# of children receiving support (including case-based support) for enrolment

# 6

# of individuals received information on higher education access and retention

Legend

● % of 3RP Progress ● % of Gap against 3RP Targets

Sources: MoNE, YOK, ActivityInfo, Education Sector