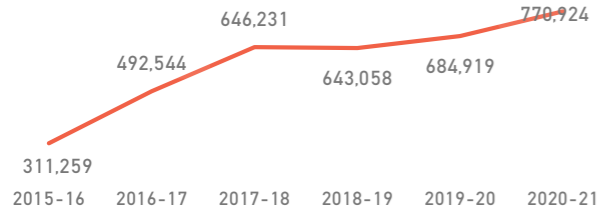




STATISTICS OF EDUCATION OPPURTUNITIES PROVIDED TO SYRIAN STUDENTS UNDER TEMPORARY PROTECTION

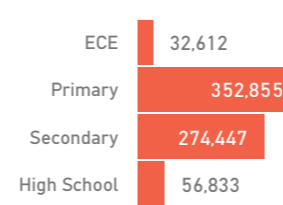
Enrolment in Formal Education



Enrolment in Higher Education



Breakdown by Level



OBJECTIVE 1: INCREASE ACCESS TO FORMAL, NON-FORMAL, INFORMAL, AND HIGHER EDUCATION PROGRAMMES

38,644

of children enrolled in all forms... early childhood education

52% 48%

770,924

of children enrolled in formal education

96%

1,212

of children provided with accredited non-formal education

97%

547

of children enrolled in informal non-accredited education

98%

498

of students receiving higher education scholarships

22% 78%

199

of individuals received life-skills and citizenship education

100%

OBJECTIVE 1: VULNERABLE REFUGEE CHILDREN HAVE ACCESS TO SOCIAL PROTECTION

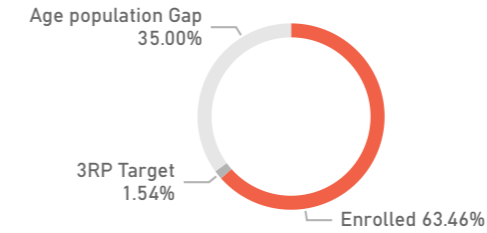
683,667

of children benefiting from conditional cash transfer for education

100%

SECTOR STATISTICS

Gross Enrolment Rate for Formal Education



\$252,740,875

Total Appeal for 2021

OBJECTIVE 2: ENHANCE THE QUALITY OF EDUCATION OPPORTUNITIES

12,009

of teachers and education personnel provided with incentives

98%

SUPPORTING ACTIVITIES TO ENHANCE ACCESS TO EDUCATION AND IMPROVE EDUCATIONAL QUALITY

3,773

of children receiving support (including case-based support) for enrolment

5

of individuals received information on higher education access and retention

Legend

● % of 3RP Progress ● % of Gap against 3RP Targets

Sources: MoNE, YOK, ActivityInfo, Education Sector