

Libya

Statistical Dashboard (1 March 2021)

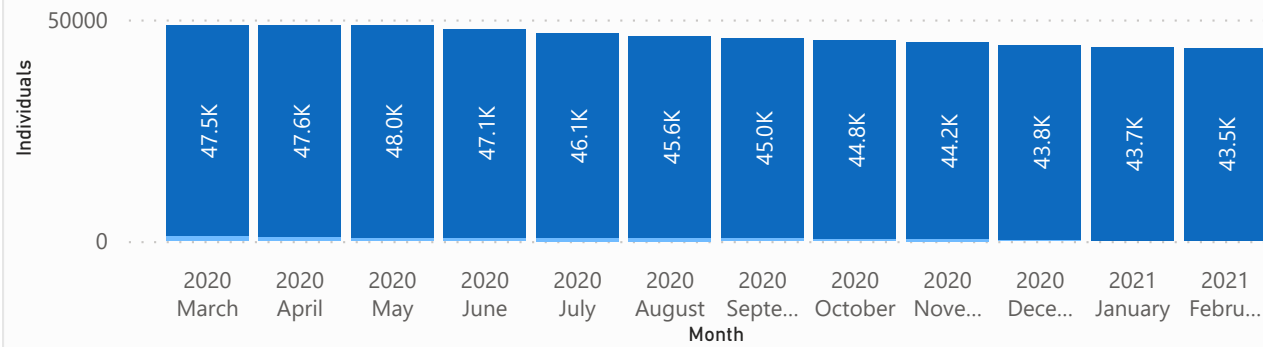
Key Figures

43,624 Refugees & Asylum Seekers
21,666 Cases
19,712 Men
9,456 Women
14,456 Children
1,771 Elderly

Status: Urban or DC:
 Gender: Mantika:

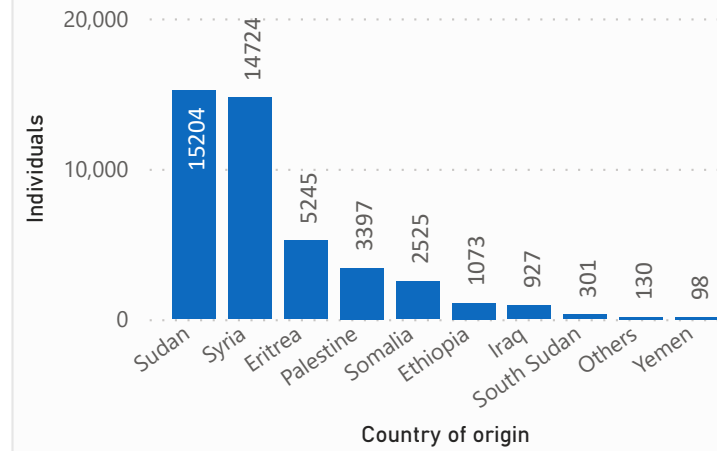
Refugee trends

Location: ● DC ● Urban



New Registration / Closure

Country of Origin



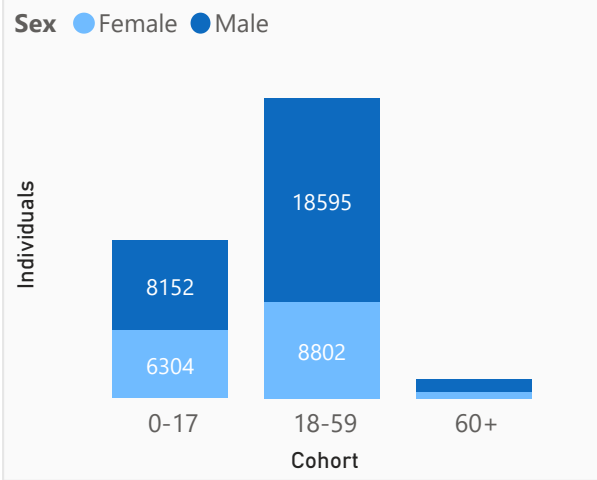
Place of Residence

Mantika	# of Individuals	% of Individuals
Tripoli	23088	52.93%
Aljbara	6360	14.58%
Misrata	4051	9.29%
Unknown	2484	5.69%
Azzawya	1688	3.87%
Zwara	1518	3.48%
Almargeb	1464	3.36%
Benghazi	1255	2.88%
Al Jabal Al Gharbi	624	1.43%
Sebha	223	0.51%
Sirt	199	0.46%

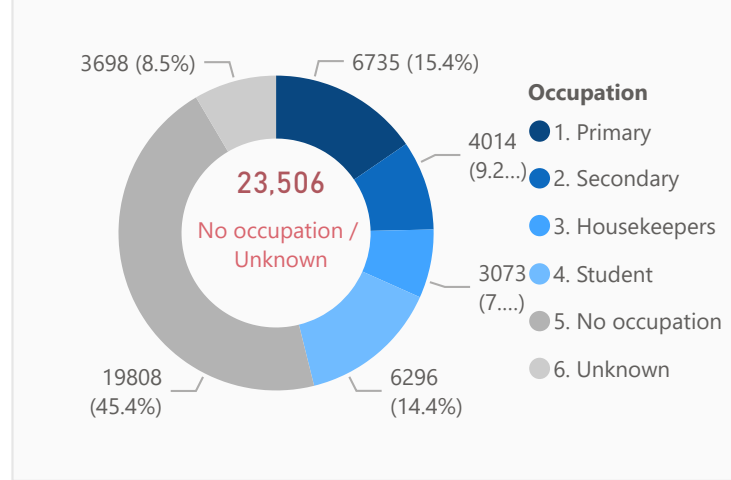
Specific Needs Categories

Categories	Individuals	% Value
Woman at risk	1362	3.12%
Unaccompanied or separated children	1987	4.55%
Torture	889	2.04%
Specific legal/protection needs	17258	39.56%
Single parent or caregiver	271	0.62%
SGBV	381	0.87%
Serious medical condition	2873	6.59%
Older person at risk	147	0.34%
Family unity	879	2.01%
Disability	500	1.15%
Child at risk	2969	6.81%
_Total	21458	49.19%

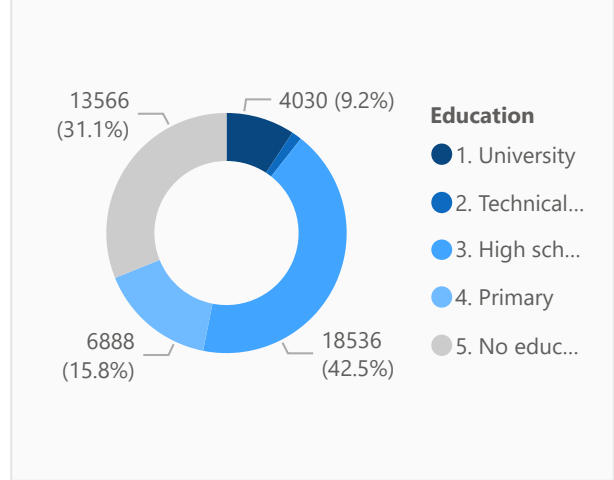
Demographics



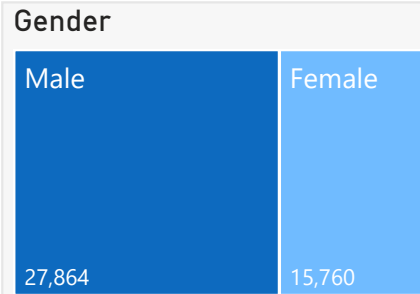
Occupation at the country of origin



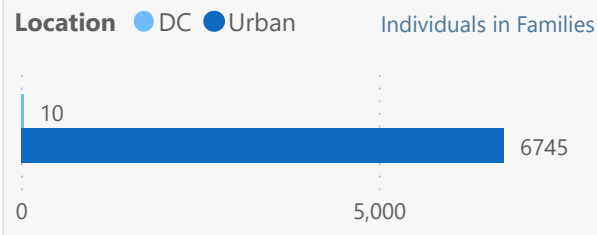
Education level at the country of origin



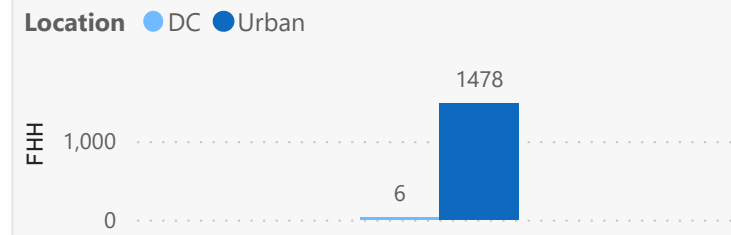
5,885
with multiple Specific Needs Categories



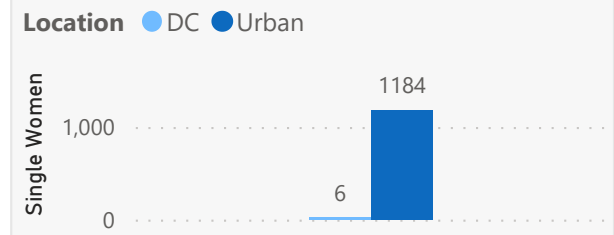
Families



Female Headed Households



Single Women



Libya

Profile of registered refugees and asylum-seekers in detention

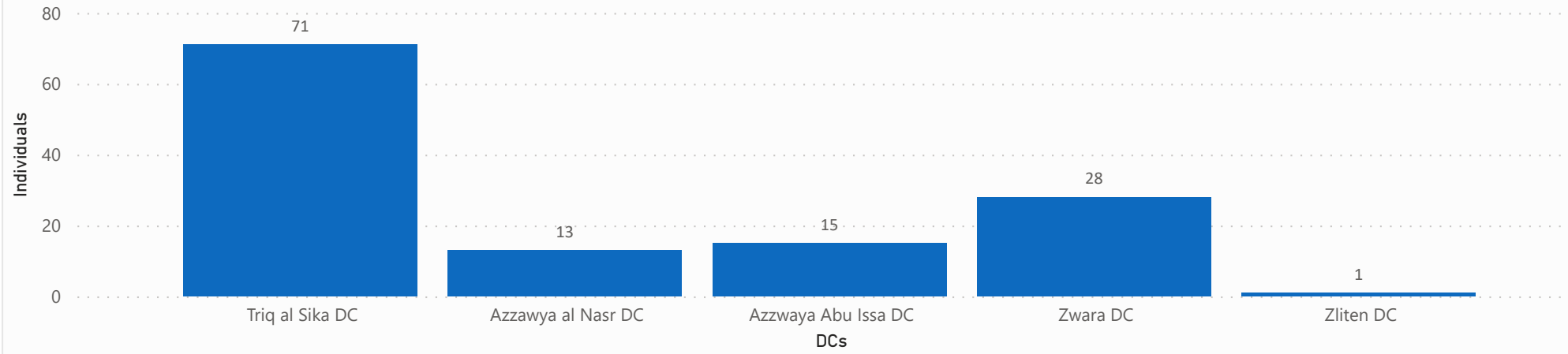
Key Figures

128 Individuals **116** Cases **74** Men **17** Women **37** Children **91** Adults

Status

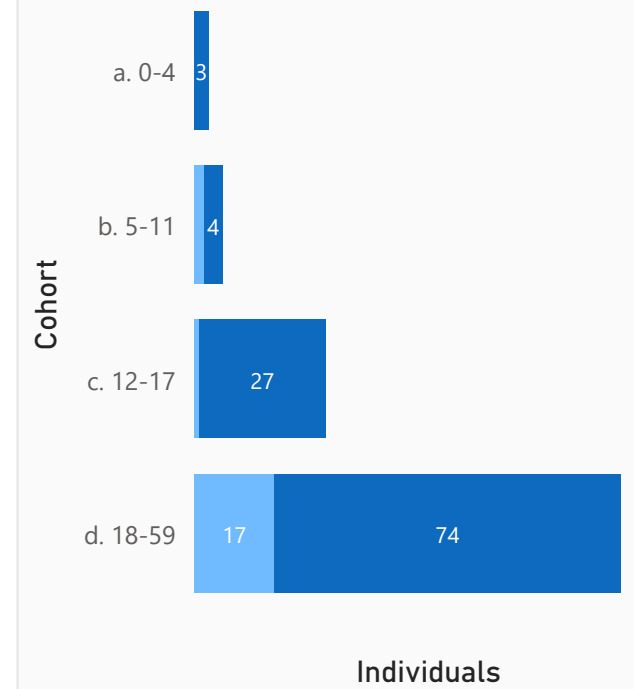
 Gender

Registered Individuals at Detention Centers



Demographics

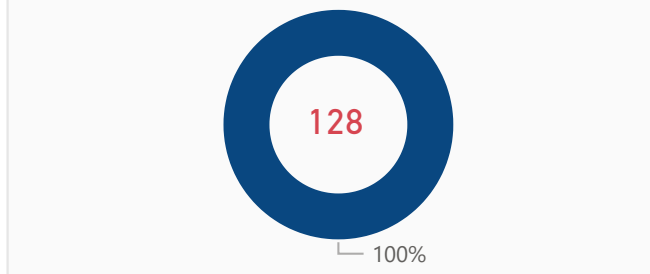
Sex ● Female ● Male



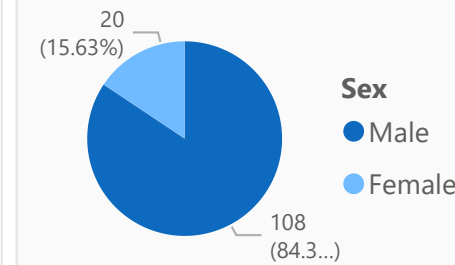
Specific Needs Categories

Categories	Individuals	% Value
Woman at risk	12	9.38%
Unaccompanied or separated children	30	23.44%
Torture	3	2.34%
Specific legal/protection needs	128	100.00%
Single parent or caregiver	1	0.78%
SGBV	3	2.34%
Serious medical condition	2	1.56%
Older person at risk	0	0.00%
Family unity	6	4.69%
Disability	0	0.00%
Child at risk	23	17.97%
_Total	128	100.00%

Individuals with Specific Needs



Gender

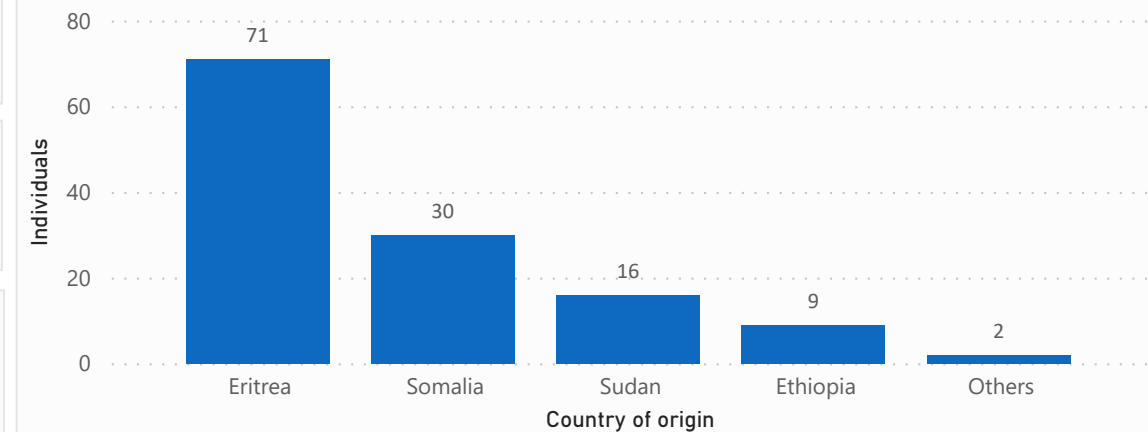


63
with multiple Specific Needs Categories

37
Children

30
UASC

Country of Origin



13
Family Cases

103
Single Cases