

Total Active Registered Persons Of Concern **22,131**



22,130

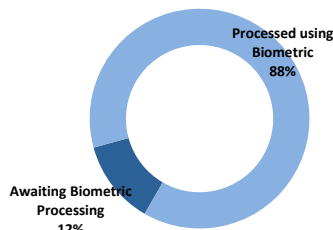
100.0%



1

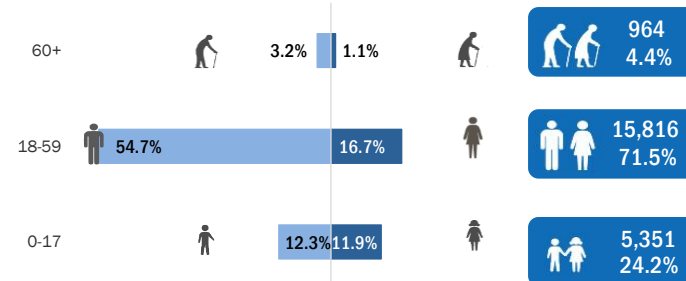
0.0%

Biometric Statistics (IRIS)



UNHCR Jordan

Age-Gender Breakdown



Standard Age and Gender

Age	0-4	5-11	12-17	18-35	36-59	60+	Total	%
Female	966	992	675	2,326	1,376	250	6,585	29.8%
Male	976	1,032	710	7,486	4,628	714	15,546	70.2%
Total	1,942	2,024	1,385	9,812	6,004	964	22,131	100%

Origion Country

Origion Country	Count	%
YEM	13,919	62.9%
SUD	6,027	27.2%
SOM	719	3.2%
Other*	1,466	6.6%

Specific Needs

Specific Needs	Count	%
Serious medical condition	3,150	14.2%
Disability	1,321	6.0%
Specific legal and physical protection needs	869	3.9%
Woman at risk	556	2.5%
Child at risk	324	1.5%
Single parent	284	1.3%
Older person at risk	118	0.5%
Unaccompanied or separated child	74	0.3%
Individuals with Specific Needs	4,801	21.7%
Total	6,696	30.3%

* An individual can have more than one specific need

Arrivals**

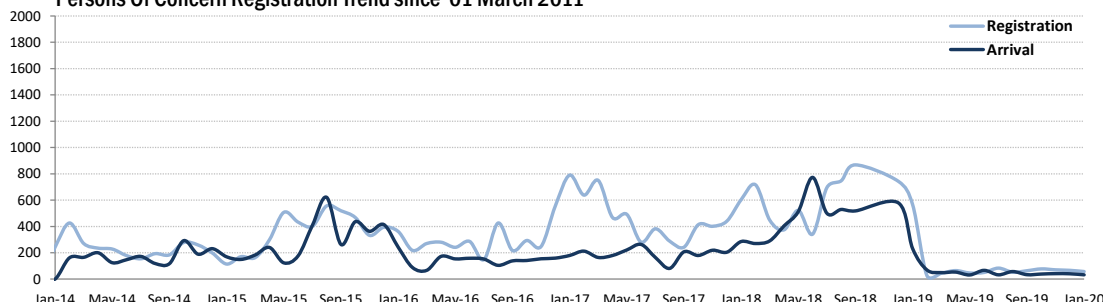
Year	Count	%
Pre-2011	1,621	7.3%
2011	571	2.6%
2012	1,082	4.9%
2013	2,432	11.0%
2014	1,989	9.0%
2015	3,445	15.6%
2016	1,450	6.6%
2017	2,049	9.3%
2018	5,156	23.3%
2019	78	0.4%
2020	1	0.0%
2021	0	0.0%

**The new arrivals excludes newborn babies who will be represented under the registration trend.

Registration Trend

Year	Count	%
2011	857	3.0%
2012	694	2.4%
2013	2,409	8.5%
2014	2,846	10.0%
2015	4,356	15.4%
2016	3,543	12.5%
2017	5,584	19.7%
2018	8,062	28.4%
2019	1,206	4.3%
2020	422	1.5%
2021	108	0.4%

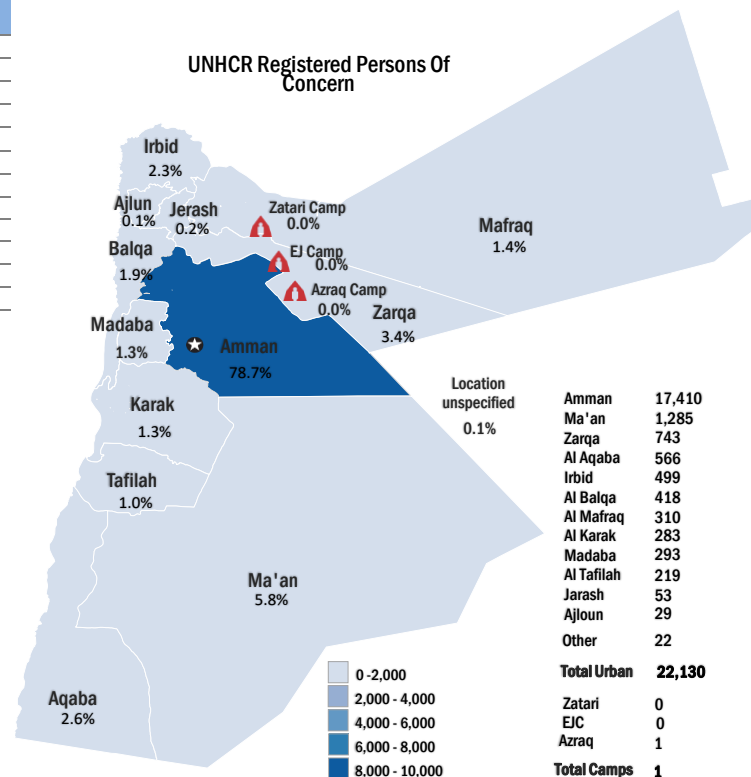
Persons Of Concern Registration Trend since 01 March 2011



* Other nationalities include among others (ARE,LBY,LEB,ETH,RUS...)

**The new arrivals excludes newborn babies who will be represented under the registration trend.

UNHCR Registered Persons Of Concern



Location	Count
Amman	17,410
Ma'an	1,285
Zarqa	743
Al Aqaba	566
Irbid	499
Al Balqa	418
Al Mafraq	310
Al Karak	283
Madaba	293
Al Tafilah	219
Jarash	53
Ajloun	29
Other	22
Total Urban	22,130
Zatari	0
EJC	0
Azraq	1
Total Camps	1

* Coloured map only reflects refugees living outside camps.