

# Libya

Statistical Dashboard (1 February 2021)

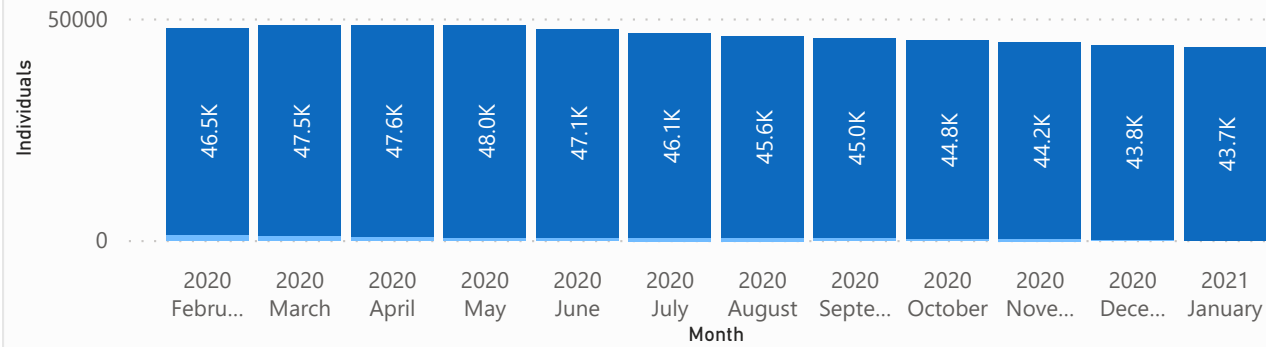
## Key Figures

**43,870** Refugees & Asylum Seekers  
**22,075** Cases  
 20,124 Men  
 9,477 Women  
 14,269 Children  
 1,809 Elderly

Status:  Urban or DC:   
 Gender:  Mantika:

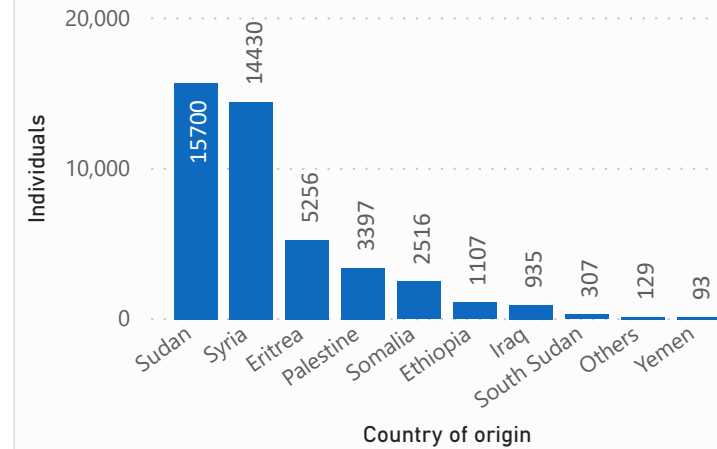
### Refugee trends

Location: ● DC ● Urban



### New Registration / Closure

### Country of Origin



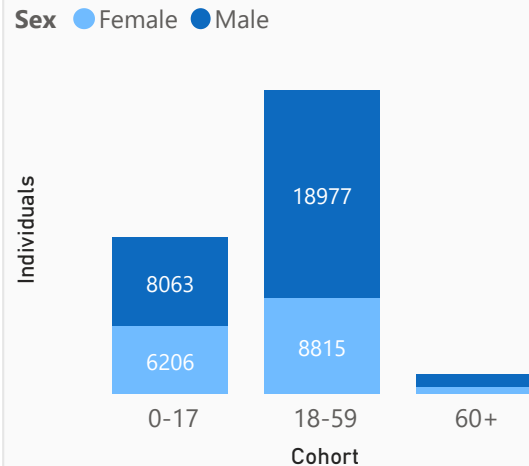
### Place of Residence

Mantika	# of Individuals	% of Individuals
Tripoli	23331	53.18%
Aljbara	6575	14.99%
Misrata	3794	8.65%
Unknown	2334	5.32%
Azzawya	1706	3.89%
Almargeb	1601	3.65%
Zwara	1526	3.48%
Benghazi	1281	2.92%
Al Jabal Al Gharbi	634	1.45%
Sebha	217	0.49%
Sirt	210	0.48%

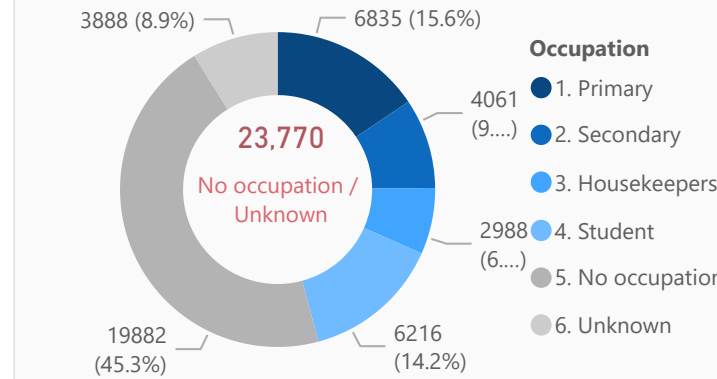
### Specific Needs Categories

Categories	Individuals	% Value
Woman at risk	1344	3.06%
Unaccompanied or separated children	1948	4.44%
Torture	821	1.87%
Specific legal/protection needs	16761	38.21%
Single parent or caregiver	255	0.58%
SGBV	361	0.82%
Serious medical condition	2680	6.11%
Older person at risk	141	0.32%
Family unity	858	1.96%
Disability	469	1.07%
Child at risk	2812	6.41%
_Total	20832	47.49%

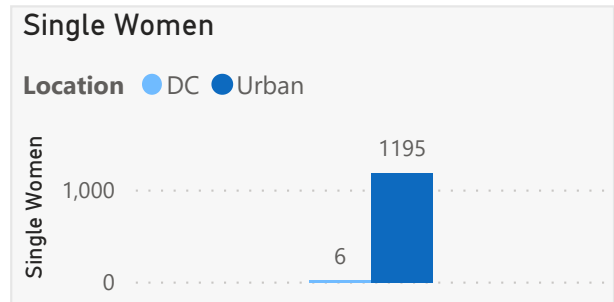
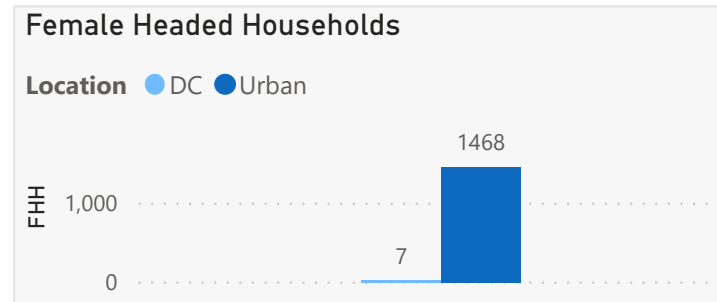
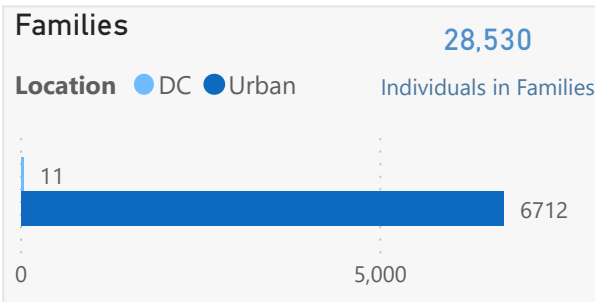
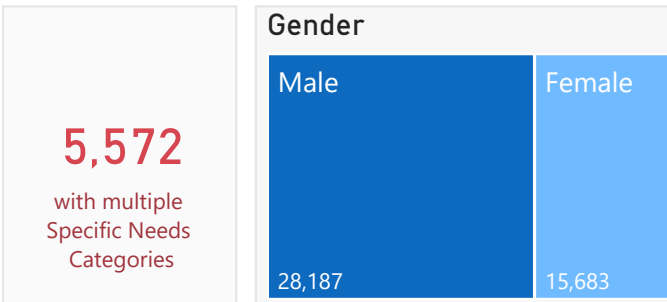
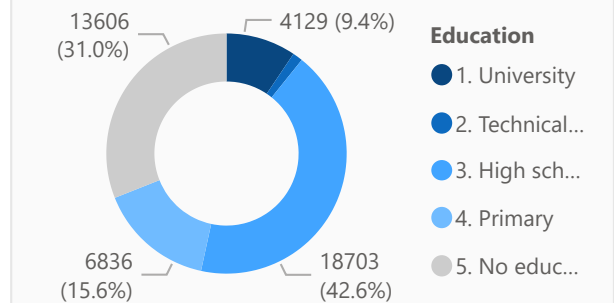
### Demographics



### Occupation at the country of origin



### Education level at the country of origin



# Libya

## Profile of registered refugees and asylum-seekers in detention

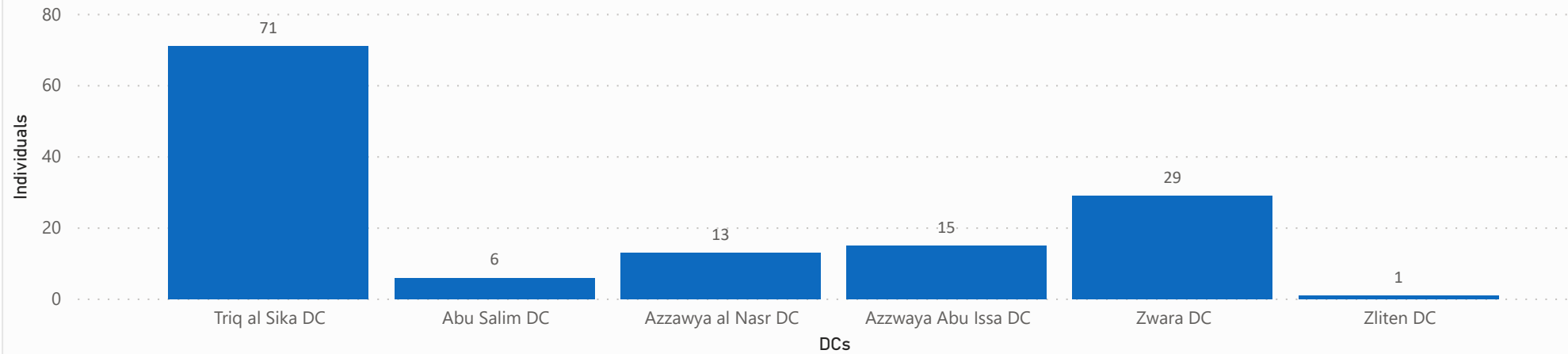
### Key Figures

**135** Individuals      **123** Cases      **75** Men      **18** Women      **42** Children      **93** Adults

Status  
All

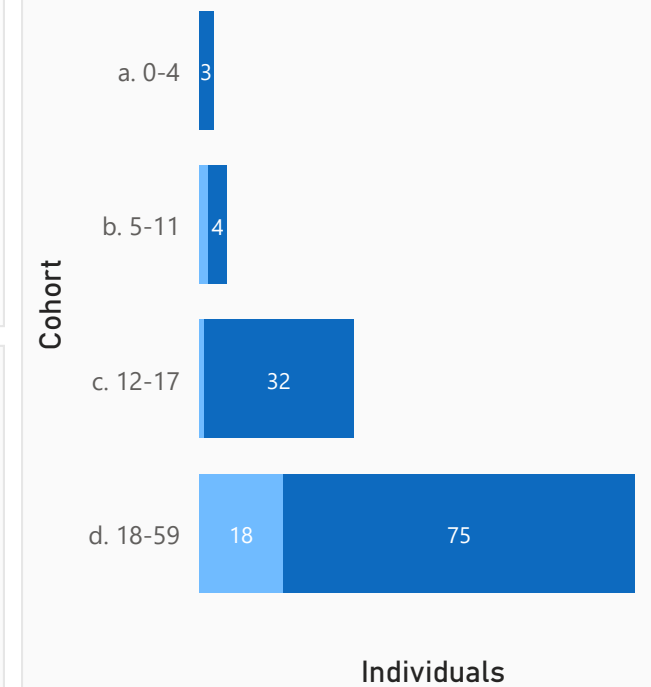
Gender  
All

### Registered Individuals at Detention Centers



### Demographics

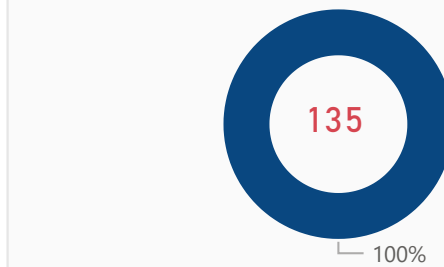
Sex ● Female ● Male



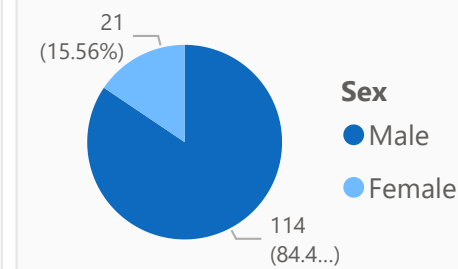
### Specific Needs Categories

Categories	Individuals	% Value
Woman at risk	13	9.63%
Unaccompanied or separated children	33	24.44%
Torture	5	3.70%
Specific legal/protection needs	135	100.00%
Single parent or caregiver	2	1.48%
SGBV	4	2.96%
Serious medical condition	2	1.48%
Older person at risk	0	0.00%
Family unity	6	4.44%
Disability	0	0.00%
Child at risk	27	20.00%
<b>_Total</b>	<b>135</b>	<b>100.00%</b>

### Individuals with Specific Needs



### Gender

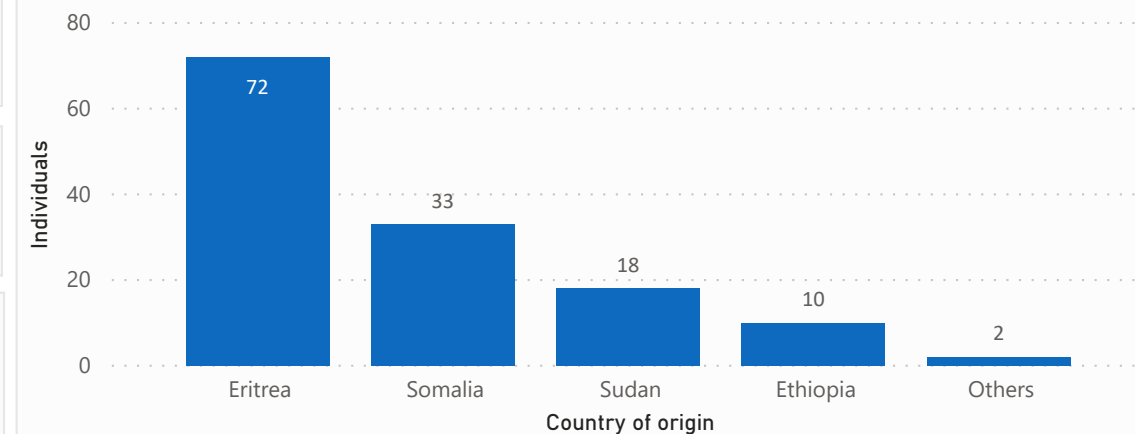


**69**  
with multiple Specific Needs Categories

**42**  
Children

**33**  
UASC

### Country of Origin



**14**  
Family Cases

**109**  
Single Cases