

Libya

Statistical Dashboard (1 January 2021)

Key Figures

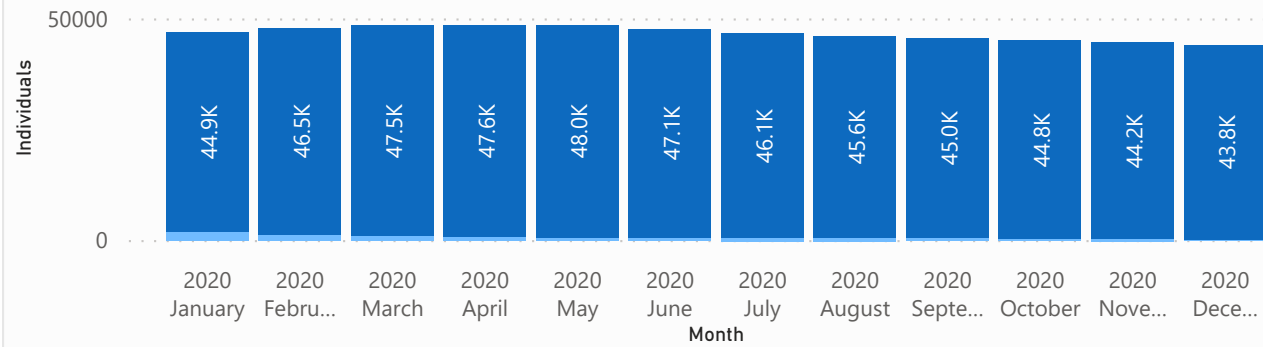
44,199 Refugees & Asylum Seekers
22,245 Cases
20,327 Men
9,624 Women
14,248 Children
1,869 Elderly

Status: Urban or DC:

Gender: Mantika:

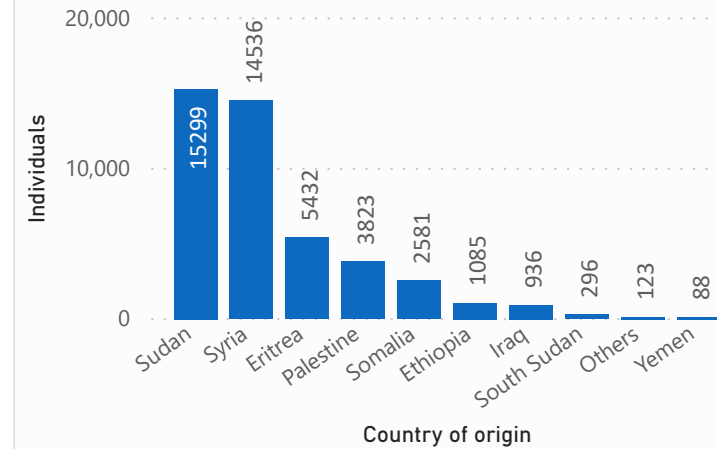
Refugee trends

Location: ● DC ● Urban



New Registration / Closure

Country of Origin



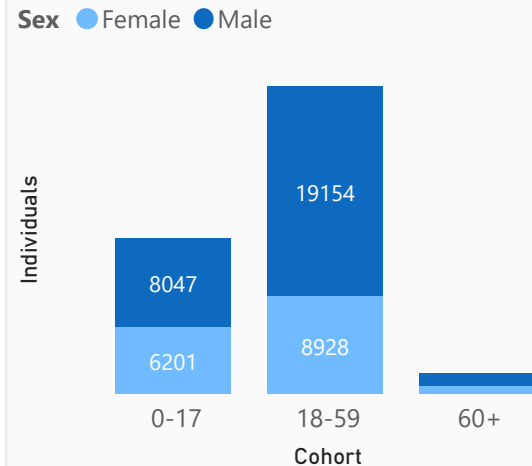
Place of Residence

Mantika	# of Individuals	% of Individuals
Tripoli	22,839	51.67%
Aljbara	6,419	14.52%
Misrata	3,609	8.17%
Unknown	2,446	5.53%
Benghazi	2,254	5.10%
Azzawya	1,642	3.72%
Almargeb	1,576	3.57%
Zwara	1,463	3.31%
Al Jabal Al Gharbi	891	2.02%
Sebha	222	0.50%
Sirt	218	0.49%

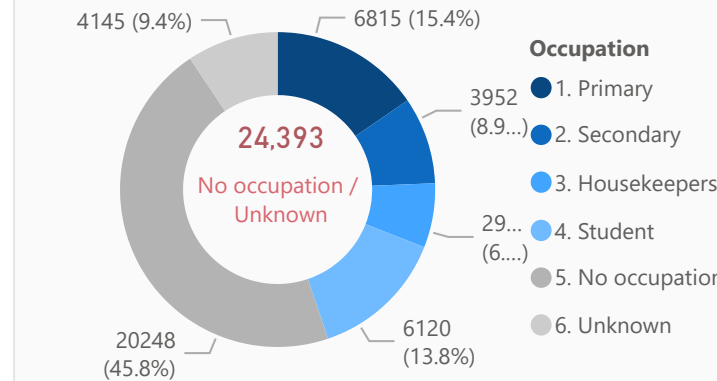
Specific Needs Categories

Categories	Individuals	% Value
Woman at risk	1,296	2.93%
Unaccompanied or separated children	1,479	3.35%
Torture	743	1.68%
Specific legal/protection needs	15,823	35.80%
Single parent or caregiver	225	0.51%
SGBV	361	0.82%
Serious medical condition	2,417	5.47%
Older person at risk	133	0.30%
Family unity	728	1.65%
Disability	406	0.92%
Child at risk	2,508	5.67%
_Total	19,511	44.14%

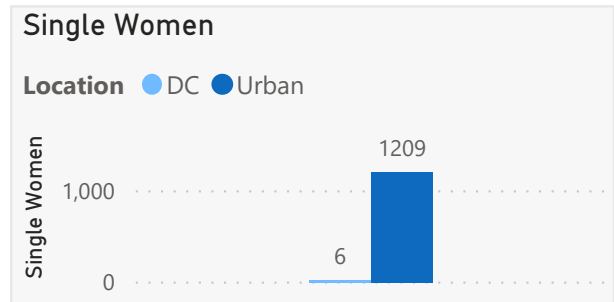
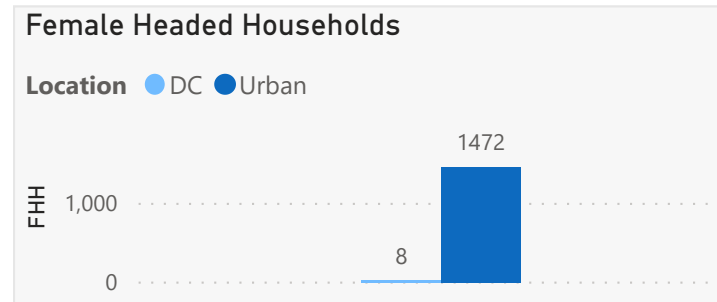
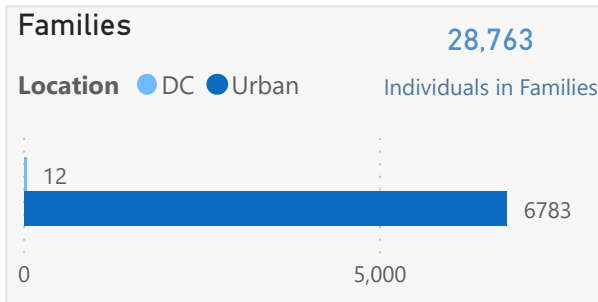
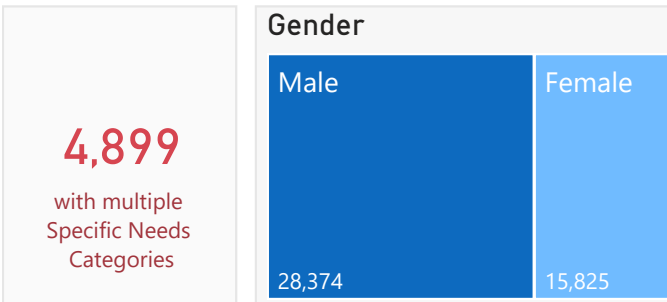
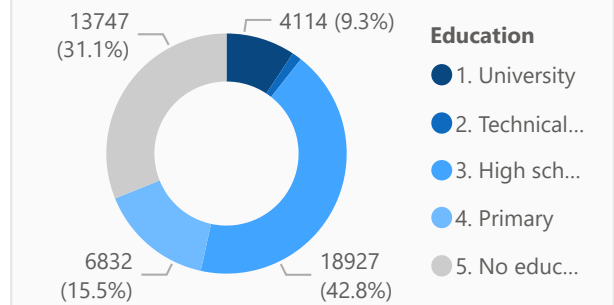
Demographics



Occupation at the country of origin



Education level at the country of origin



Libya

Profile of registered refugees and asylum-seekers in detention

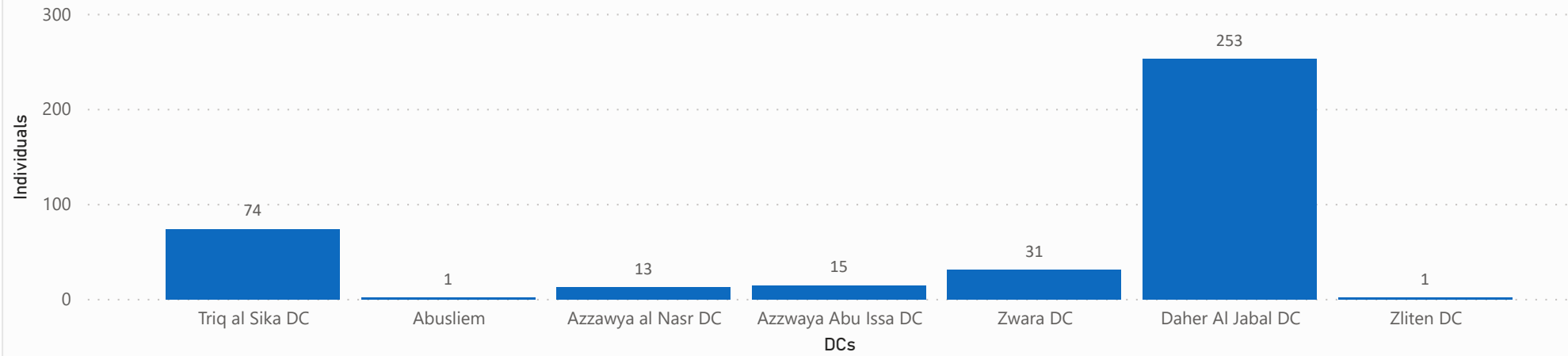
Key Figures

398 Individuals **385** Cases **333** Men **19** Women **46** Children **352** Adults

Status
All

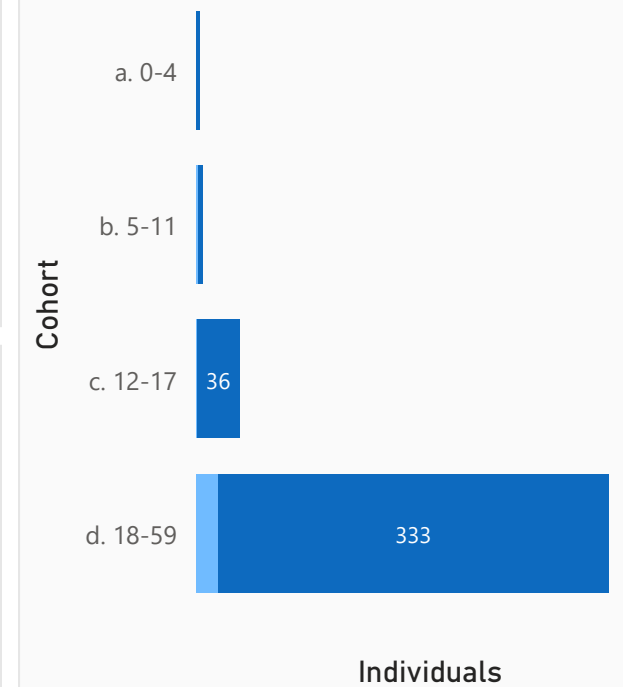
Gender
All

Registered Individuals at Detention Centers



Demographics

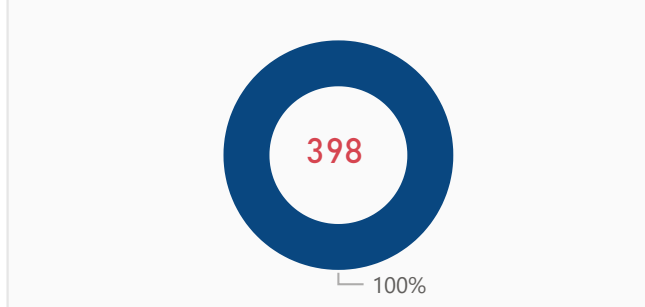
Sex ● Female ● Male



Specific Needs Categories

Categories	Individuals	% Value
Woman at risk	14	3.52%
Unaccompanied or separated children	40	10.05%
Torture	4	1.01%
Specific legal/protection needs	398	100.00%
Single parent or caregiver	2	0.50%
SGBV	4	1.01%
Serious medical condition	17	4.27%
Older person at risk	0	0.00%
Family unity	44	11.06%
Disability	0	0.00%
Child at risk	29	7.29%
_Total	398	100.00%

Individuals with Specific Needs

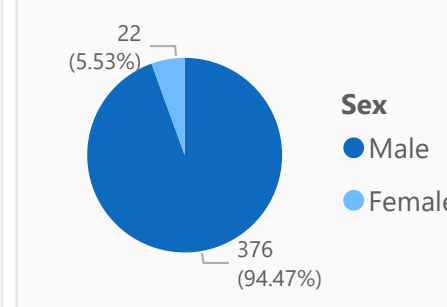


120
with multiple Specific Needs Categories

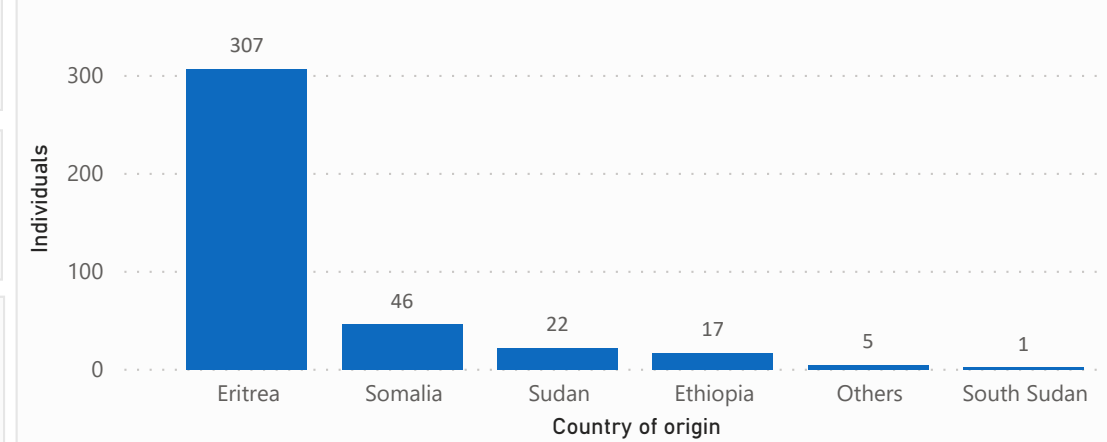
46
Children

40
UASC

Gender



Country of Origin



15
Family Cases

370
Single Cases