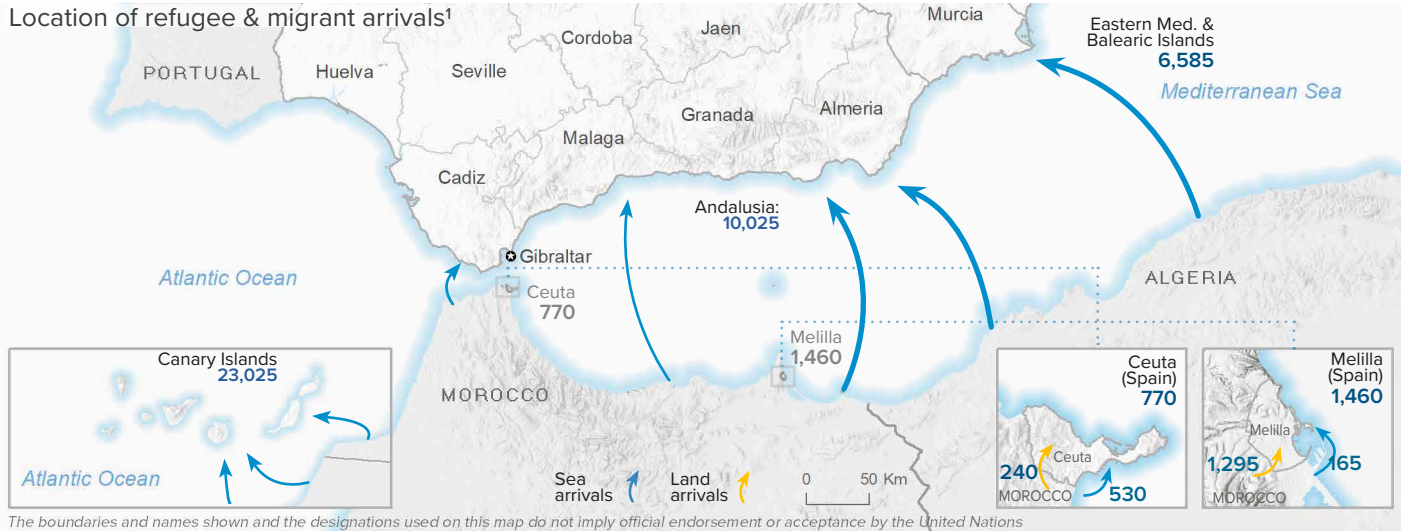


SPAIN SEA AND LAND ARRIVALS

1 Jan- 31 Dec 2020

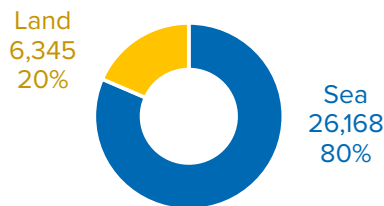
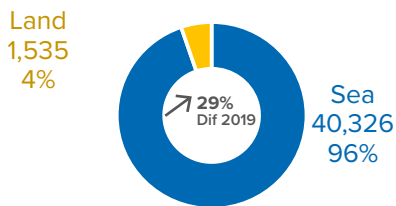
Location of refugee & migrant arrivals¹



41,861 Jan-Dec 2020

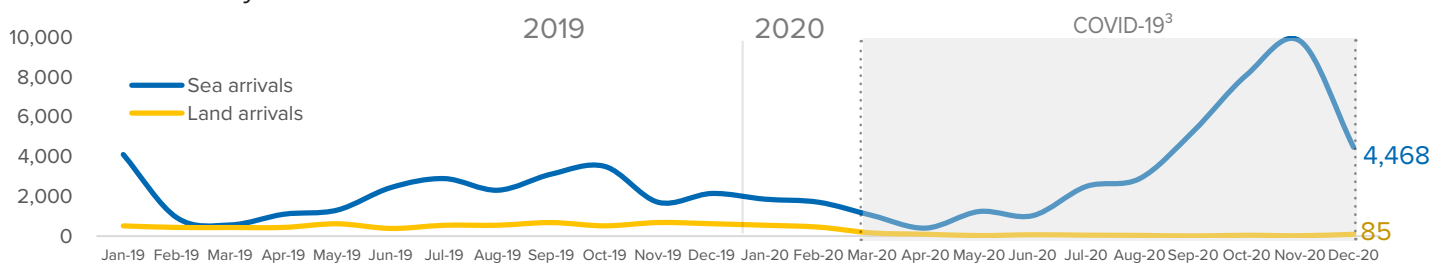
32,513 Jan-Dec 2019

Dead and Missing²

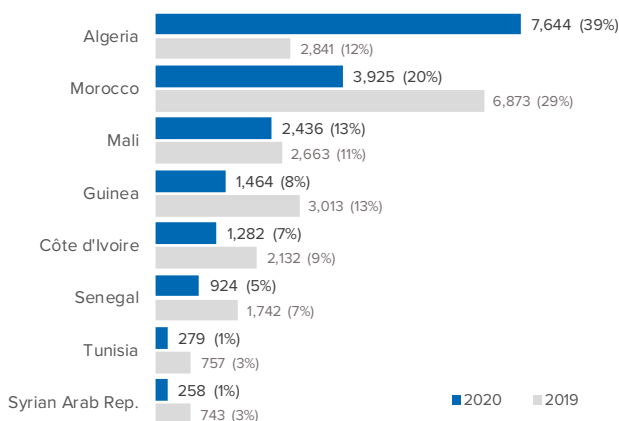


809 Jan-Dec 2020
685 Jan-Dec 2019
↑ 18%

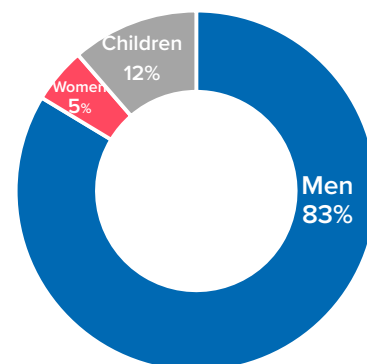
Arrivals trend by month



Most common nationalities of arrivals⁴ Jan-Sep 2020



Demography of arrivals Jan-Dec 2020



The charts in this document are based on figures from the Ministry of Interior and UNHCR estimates. All figures are provisional and subject to change.

The figures depicted here do not include arrivals to Spain by air.

¹Arrivals in the Andalusian Coast (Strait of Gibraltar, Malaga, Motril and Almeria) are based on UNHCR estimates.

²Includes events that took place on the Western Mediterranean route as well as the Western African route to the Canary Islands.

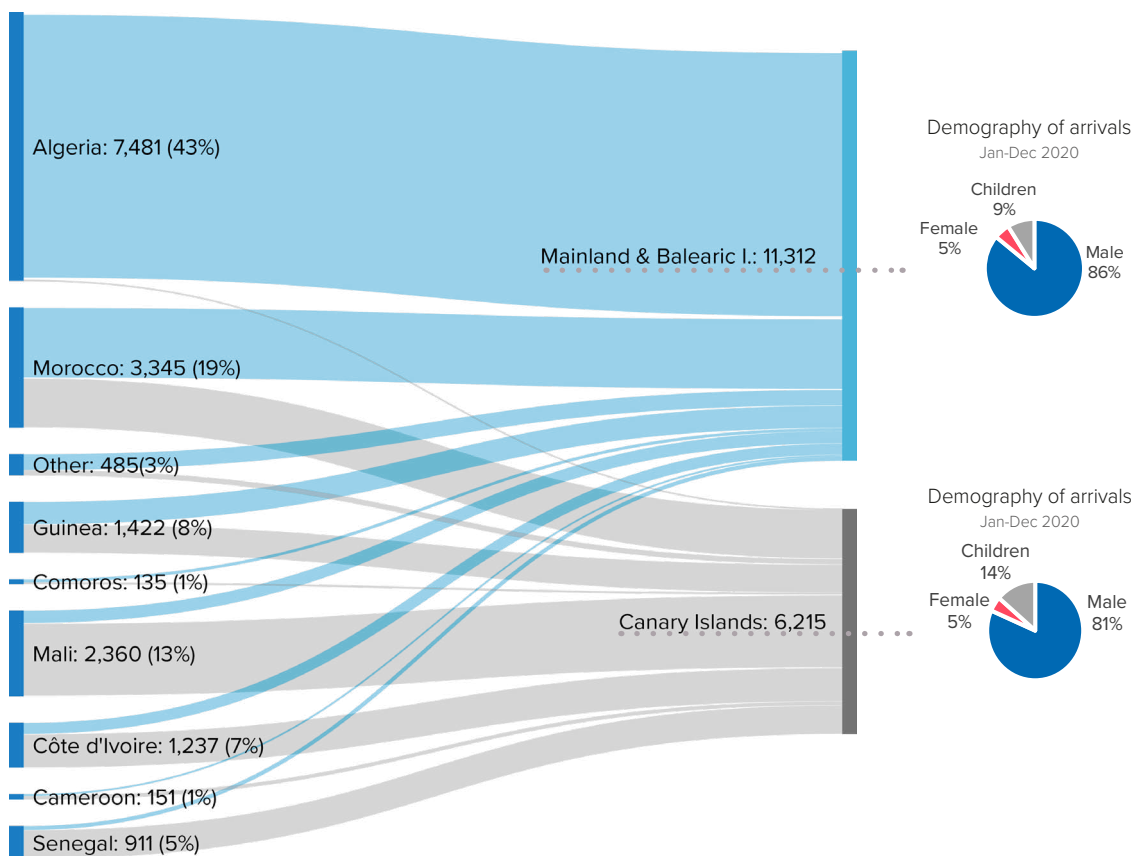
³Strict border restrictions applied since 15 March 2020, due to the COVID-19 pandemic.

⁴Nationality breakdown information not available since Oct 2020.

ARRIVALS to Andalusia, Eastern Med.⁵ & Canary Islands: 39,633 Jan-Dec 2020


 ↑ **61%**
 Dif. 2019

Country of origin and arrival location Jan-Sep 2020



ARRIVALS to Ceuta & Melilla⁶: 2,228 Jan-Dec 2020

 ↓ **72%**
 Dif. 2019

Ceuta: country of origin Jan-Sep 2020



Melilla: country of origin Jan-Sep 2020


⁵Eastern Med. includes Catalonia, Valencian Community, Murcia and Balearic Islands.

⁶Melilla sea and land arrivals. Includes only accompanied children data. Unaccompanied separated children data unavailable.