

Total Active Registered Persons Of Concern **22,611**



22,610

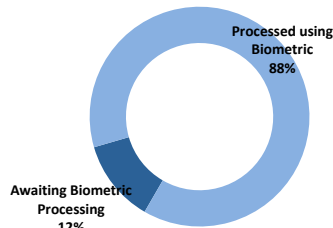
100.0%



1

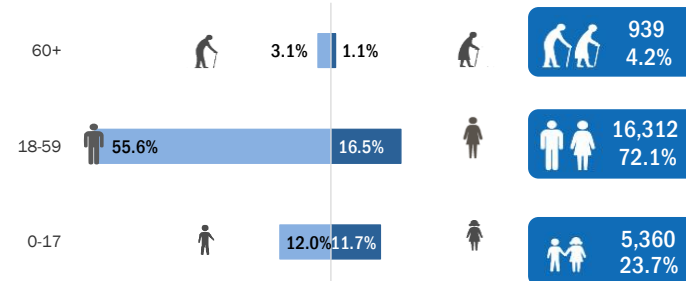
0.0%

Biometric Statistics (IRIS)



UNHCR Jordan

Age-Gender Breakdown



Standard Age and Gender

Age	0-4	5-11	12-17	18-35	36-59	60+	Total	%
Female	959	1,008	673	2,405	1,328	246	6,619	29.3%
Male	966	1,040	714	8,097	4,482	693	15,992	70.7%
Total	1,925	2,048	1,387	10,502	5,810	939	22,611	100%
	8.5%	9.1%	6.1%	46.4%	25.7%	4.2%		

Origion Country

YEM	14,371	63.6%
SUD	6,031	26.7%
SOM	729	3.2%
Other*	1,480	6.5%

Specific Needs

Serious medical condition	3,032	13.4%
Disability	1,293	5.7%
Specific legal and physical protection needs	859	3.8%
Woman at risk	558	2.5%
Child at risk	320	1.4%
Single parent	284	1.3%
Older person at risk	114	0.5%
Unaccompanied or separated child	75	0.3%
Individuals with Specific Needs	4,686	20.7%
Total	6,535	28.9%

* An individual can have more than one specific need

Arrivals**

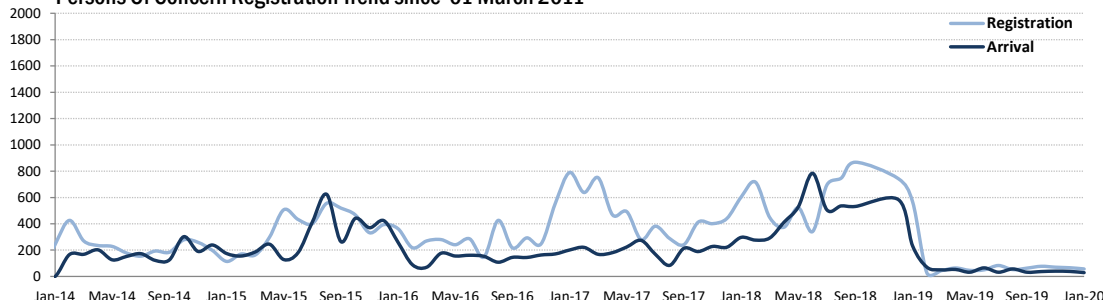
Pre-2011	1,637	7.2%
2011	596	2.6%
2012	1,149	5.1%
2013	2,521	11.1%
2014	2,044	9.0%
2015	3,513	15.5%
2016	1,520	6.7%
2017	2,135	9.4%
2018	5,232	23.1%
2019	67	0.3%
2020	0	0.0%

** The new arrivals excludes newborn babies who will be represented under the registration trend.

Registration Trend

2011	857	3.0%
2012	694	2.4%
2013	2,410	8.5%
2014	2,846	10.0%
2015	4,355	15.4%
2016	3,543	12.5%
2017	5,584	19.7%
2018	8,062	28.4%
2019	1,207	4.3%
2020	422	1.5%

Persons Of Concern Registration Trend since 01 March 2011



* Other nationalities include among others (ARE,LBY,LEB,ETH,RUS...)

**The new arrivals excludes newborn babies who will be represented under the registration trend.

DAG Jordan

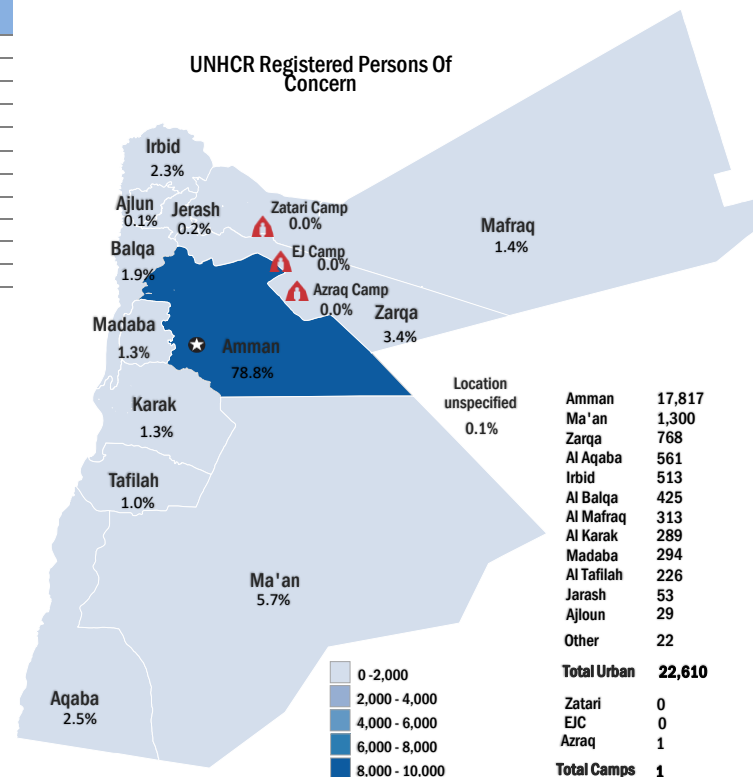
Interagency Portal: <http://data.unhcr.org/Syrianrefugees>

UNHCR on the web: <http://www.unhcr.org> ; <http://www.unhcr.org>

UNHCR on Social network: <http://www.facebook.com/UNHCRJordan> ; <http://twitter.com/ZaatariCamp>

Prepared by Data Analysis Group | Jordan

UNHCR Registered Persons Of Concern



* Coloured map only reflects refugees living outside camps.