

# SPAIN ASYLUM APPLICATIONS

1 Jan - 30 Nov 2020

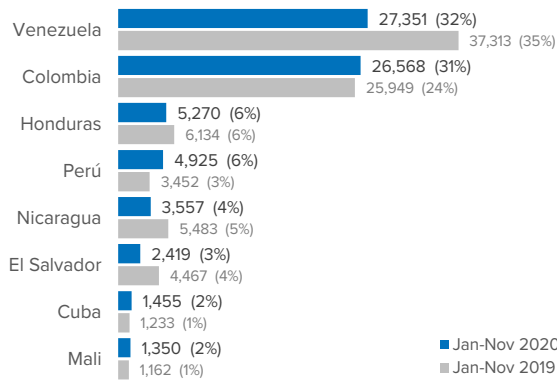


**84,705** Asylum app. ↓ 21% Dif. 2019

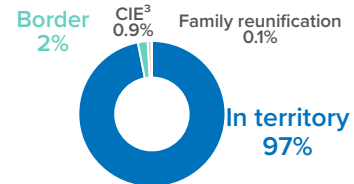
**5%** Recognition rate  
**42%** Protection rate<sup>1</sup>

**99,105** Pending app.<sup>2</sup>

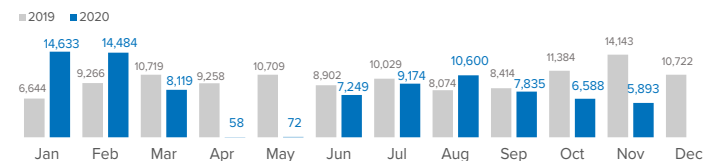
Most common nationalities of asylum applications



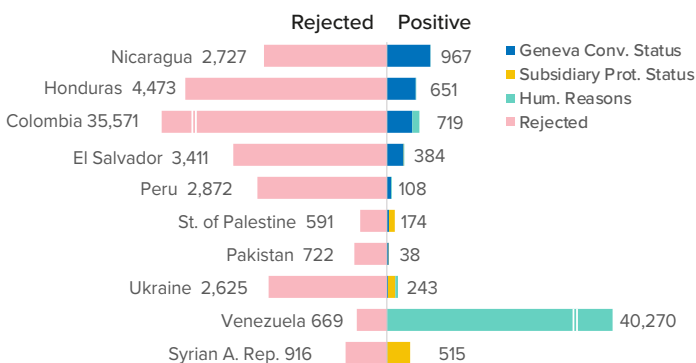
Asylum applications by place of submission



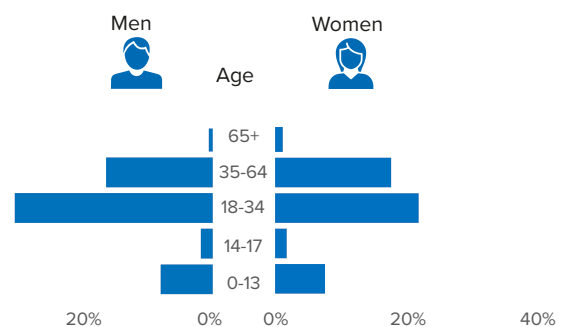
Asylum applications per month



Eligibility Commission proposals<sup>4</sup>: 108,070



Number of asylum applications by gender/age<sup>5</sup>



Source: Unless otherwise indicated, provisional figures published by the Asylum and Refugee Office, Ministry of Interior, Spain.

<sup>1</sup>Protection rate: includes refugee status, subsidiary protection, and persons granted authorization to stay for humanitarian reasons.

<sup>2</sup>Eurostat: Nov 2020

<sup>3</sup>CIE: Detention centre for foreigners (In Spanish: *Centro de Internamiento de Extranjeros*, CIE).

<sup>4</sup>Decisions by the Interministerial Eligibility Commission recommended to the Minister of Interior. <sup>5</sup> Eurostat: Nov 2020

Asylum applications by province of registration

