

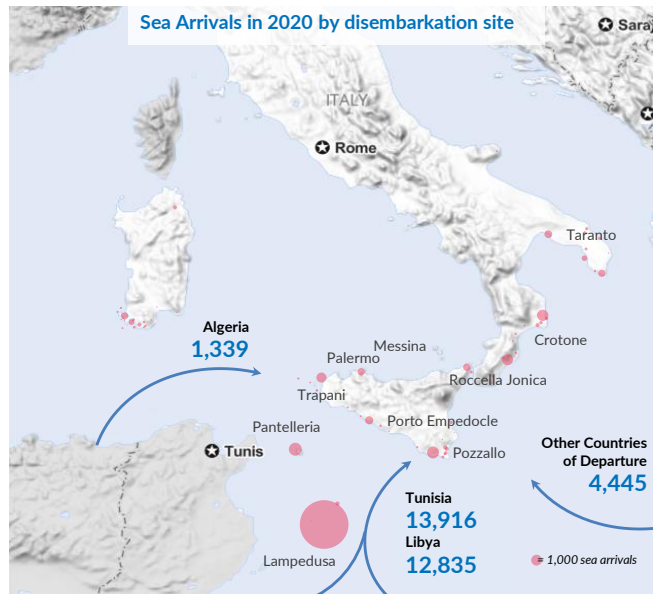
ITALY WEEKLY SNAPSHOT (22 NOV - 29 NOV 2020)

Sea arrivals*

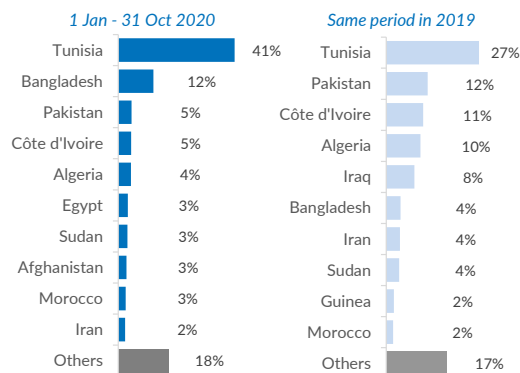
32,536
 year to date
5,333
 month to date

10,770
 same period in 2019
1,120
 same period in 2019

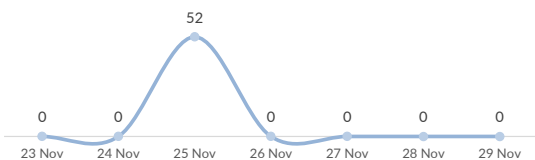
+202%
+376%



Top 10 most common countries of origin



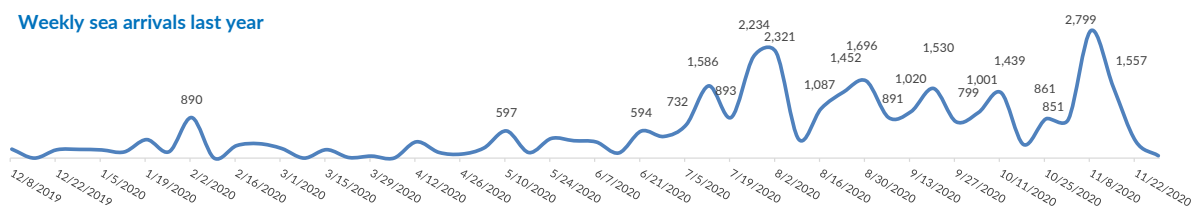
Daily sea arrivals last week (22 Nov - 29 Nov 2020)



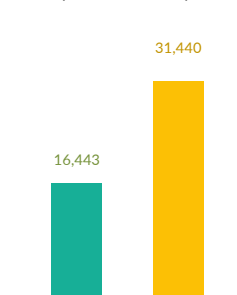
Sea arrivals by gender and age, Jan - Oct 2020



Weekly sea arrivals last year

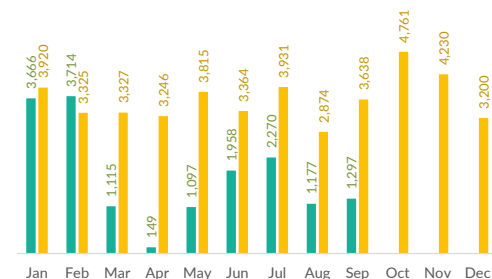


Asylum applications, Jan-Sep 2019 vs Jan-Sep 2020

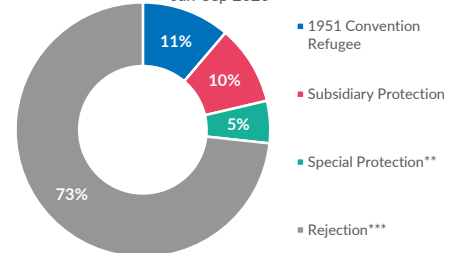


Asylum applications by month, 2019 vs 2020

Applications are not necessarily lodged by new arrivals



First-Instance RSD Decisions, Jan-Sep 2020



Total first-instance decisions (Jan-Sep 2020) **29,547**
 Total pending cases (Jan-Sep 2020) **53,115**

* The charts above are based on figures from the Italian Ministry of Interior and UNHCR estimates. All figures are provisional and subject to change. Please note that, in addition to sea arrivals, Italy also receives land arrivals and air arrivals. The present document focuses on sea arrivals only, as per official figures provided by the Italian Ministry of Interior.
 ** 'Special Protection' is a form of national protection granted to persons at risk of violation of articles 3 and 8 of the ECHR in case of return.
 *** 'Rejection' includes all cases closed, including decisions not taken on the merits, such as inadmissibility decisions and no-shows.