










## Camp Location



## Infrastructures

-  **1** Water Reservoir
-  **1** Booster Pump
-  **1** Warehouse Storage Facility
-  **1** Primary School
-  **1** Secondary School
-  **1** Health Center
-  **3** Borehole
-  **3** Early Childhood Care and Development
-  **26** Water Point

## Camp Overview


Office Jijiga  
 Longitude 43.22  
 Latitude 9.78  
 Opening Year 2007  
 Admin Level 1 Somali  
 Admin Level 2 Fafan  
 Admin Level 3 Aw-bare  
 Camp Manager ARRA

## Implementing Agencies (11)

- IRC, UN-UNHCR, SEE, LWF and GIZ
- IRC, UN-UNICEF, ARRA, SCI and DICAC
- IRC, ARRA and LWF
- IRC and ARRA
- IRC and RaDO
- UN-UNHCR and ARRA
- IRC and UN-UNICEF
- UN-WFP and ARRA
- UN-UNHCR and ARRA
- RaDO and ARRA
- ARRA
- ARRA
- UN-UNHCR
- SEE
- UN-UNHCR
- SEE

## Overview

Established in 2007, the **Aw-barre** Refugees camp is one of the **8** camps in **Somali** region hosting **Somali** refugees who are seeking international protection and asylum in Ethiopia.

 **11,523** | **1,868** | **6**  
 Households | ~ Household Size  
 Refugees and Asylum Seekers

**46.41%** **5,348**  **6,175** **53.59%**  
 Males Females



## Humanitarian Response

	Indicator	Current	Standard
	% of persons of concern registered on an individual basis	100	100
	# of asylum seekers and refugees biometrically registered in BIMS	11,094	
	% of households living in adequate dwellings	33.84	100
	# of transitional shelters provided	0	
	# of persons of concern per drop-hole in communal latrine	35.49	< 50
	# of PoC reached by environmental health and hygiene campaigns	0	
	% of UASC for whom a best interests process has been initiated or completed	15.7	100
	# of awareness raising campaigns on SGBV prevention and response conducted	2	
	# of hectares of land reforested	4	
	% of health facilities with access to electricity/lighting	0	
	# of community groups supported	4	
	% of children enrolled in primary education	92.78	100
	% of persons of concern receiving >=450 grams of soap/person/month	26.37	100
	Prevalence of anaemia in children (6-59 months)	33.74	< 20

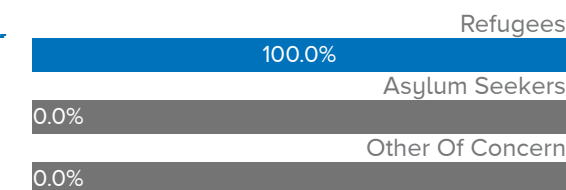
Impact Indicator

Performance Indicator

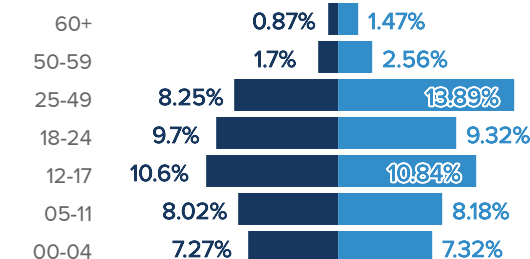
## Demography | October-2020

 **11,087**  
 Biometrically Registered  
**5,144**  **5,943**  
 Males Females

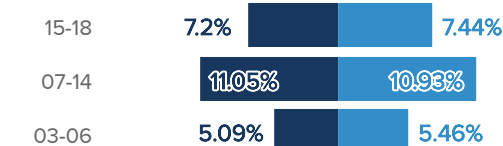
## POPULATION BY STATUS



## AGE BREAKDOWN



## EDUCATION AGE BREAKDOWN



## TOP 3 NATIONALITIES



Somali  
**11,521**  
 99.98%