

Total Active Registered Persons Of Concern **23,007**



23,006

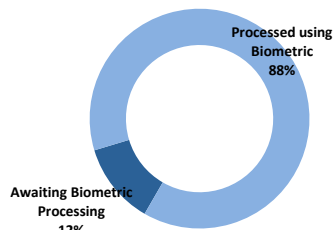
100.0%



1

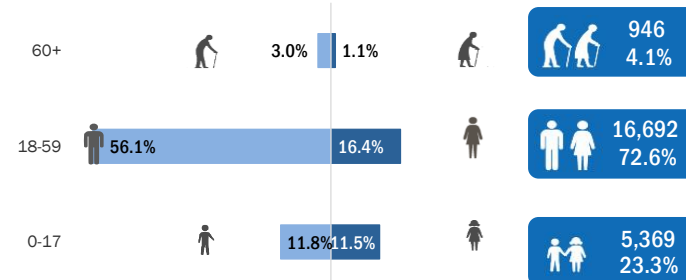
0.0%

Biometric Statistics (IRIS)



UNHCR Jordan

Age-Gender Breakdown



Standard Age and Gender

Age	0-4	5-11	12-17	18-35	36-59	60+	Total	%
Female	943	1,024	682	2,438	1,341	247	6,675	29.0%
Male	952	1,039	729	8,365	4,548	699	16,332	71.0%
Total	1,895	2,063	1,411	10,803	5,889	946	23,007	100%
	8.2%	9.0%	6.1%	47.0%	25.6%	4.1%		

Origion Country

YEM	14,675	63.8%
SUD	6,039	26.2%
SOM	742	3.2%
Other*	1,551	6.7%

Specific Needs

Serious medical condition	2,990	13.0%
Disability	1,282	5.6%
Specific legal and physical protection needs	866	3.8%
Woman at risk	567	2.5%
Child at risk	321	1.4%
Single parent	285	1.2%
Older person at risk	117	0.5%
Unaccompanied or separated child	79	0.3%
Individuals with Specific Needs	4,667	20.3%
Total	6,507	28.3%

* An individual can have more than one specific need

Arrivals**

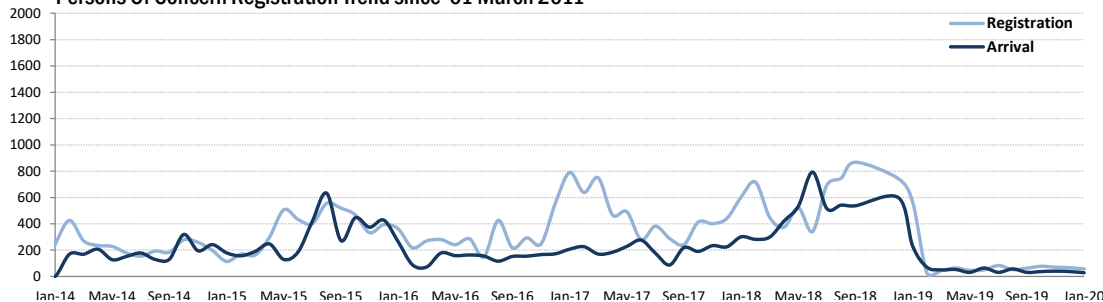
Pre-2011	1,665	7.2%
2011	621	2.7%
2012	1,198	5.2%
2013	2,586	11.2%
2014	2,099	9.1%
2015	3,567	15.5%
2016	1,566	6.8%
2017	2,177	9.5%
2018	5,320	23.1%
2019	61	0.3%
2020	0	0.0%

** The new arrivals excludes newborn babies who will be represented under the registration trend.

Registration Trend

2011	857	3.0%
2012	694	2.4%
2013	2,410	8.5%
2014	2,846	10.0%
2015	4,355	15.4%
2016	3,543	12.5%
2017	5,584	19.7%
2018	8,063	28.4%
2019	1,207	4.3%
2020	343	1.2%

Persons Of Concern Registration Trend since 01 March 2011



* Other nationalities include among others (ARE,LBY,LEB,ETH,RUS...)

**The new arrivals excludes newborn babies who will be represented under the registration trend.

DAG Jordan

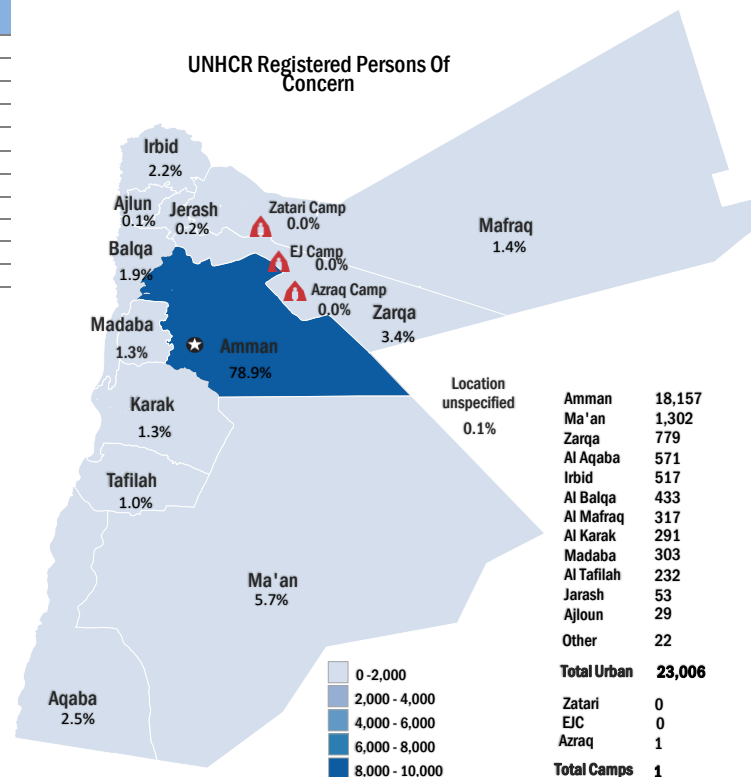
Interagency Portal: <http://data.unhcr.org/Syrianrefugees>

UNHCR on the web: <http://www.unhcr.org> ; <http://www.unhcr.org>

UNHCR on Social network: <http://www.facebook.com/UNHCRJordan> ; <http://twitter.com/ZaatariCamp>

Prepared by Data Analysis Group | Jordan

UNHCR Registered Persons Of Concern



* Coloured map only reflects refugees living outside camps.