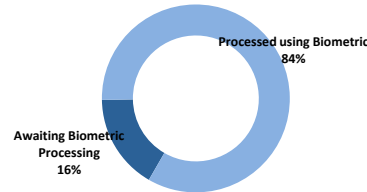


Total Active Registered Iraqis **66,801**

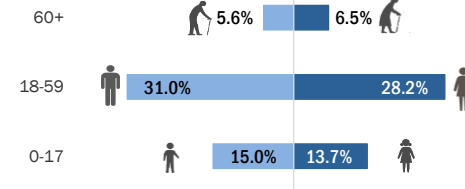
Standard Age and Gender								
Age	0-4	5-11	12-17	18-35	36-59	60+	Total	%
Female	828	4,572	3,758	9,616	9,213	4,335	32,322	48.4%
Male	887	5,047	4,095	11,010	9,711	3,729	34,479	51.6%
Total	1,715	9,619	7,853	20,626	18,924	8,064	66,801	100%
	2.6%	14.4%	11.8%	30.9%	28.3%	12.1%		

Biometric Statistics (IRIS)



UNHCR Jordan

Age-Gender Breakdown



8,064
12.1%

39,550
59.2%

19,187
28.7%

Place of Origin		
Baghdad	33,521	50.2%
Erbil	8,023	12.0%
Basrah	4,529	6.8%
Ninewa	4,041	6.0%
Anbar	4,035	6.0%
Dahuk	2,864	4.3%
Salah al-Din	1,447	2.2%
Thi-Qar	1,343	2.0%
Other	1,270	1.9%
Kirkuk	1,168	1.7%
Diyala	1,113	1.7%
Missan	615	0.9%
Muthanna	591	0.9%
Sulaymaniyah	566	0.8%
Babil	505	0.8%
Wassit	365	0.5%
Najaf	328	0.5%
Qadissiya	251	0.4%
Kerbala	226	0.3%

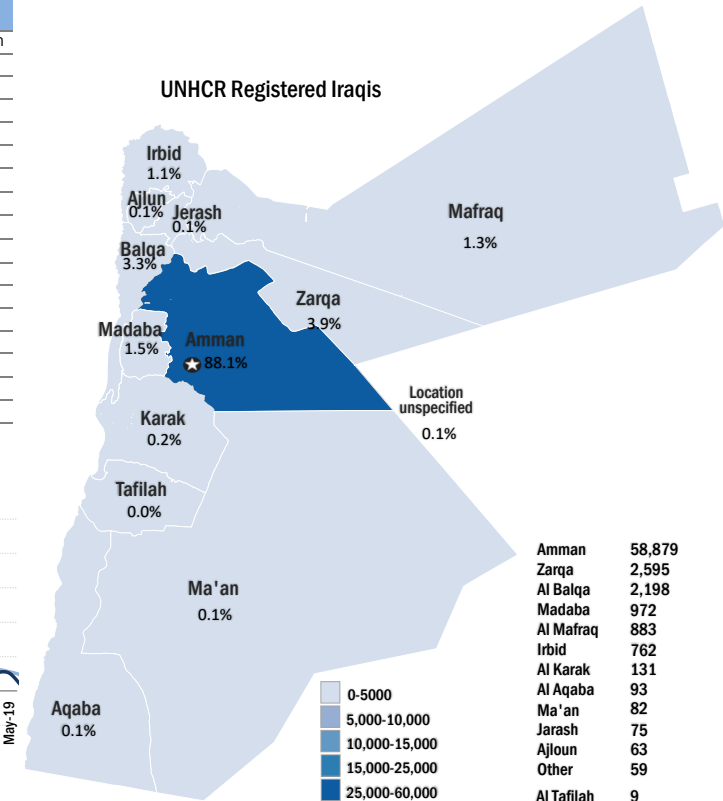
Specific Needs		
Serious medical condition	9,888	14.8%
Disability	3,584	5.4%
Specific legal and physical protection needs	2,229	3.3%
Woman at risk	2,013	3.0%
Child at risk	1,692	2.5%
Single parent	1,178	1.8%
Older person at risk	945	1.4%
Unaccompanied or separated child	102	0.2%
Total	21,631	32.4%

* An individual can have more than one specific need

	Arrivals	
	Arrival	Registration
Pre-2006	4,054	72,669
2006	3,302	4,688
2007	2,091	31,284
2008	1,019	9,762
2009	1,357	6,843
2010	1,893	7,990
2011	2,337	7,770
2012	2,517	4,088
2013	4,598	5,396
2014	15,790	21,537
2015	7,640	9,870
2016	8,331	10,563
2017	5,571	7,070
2018	2,509	3,220
2019	18	430
2020	1	96

* The new arrivals excludes newborn babies who will be represented under the registration trend.

UNHCR Registered Iraqis



Amman	58,879
Zarqa	2,595
Al Balqa	2,198
Madaba	972
Al Mafraq	883
Irbid	762
Al Karak	131
Al Aqaba	93
Ma' an	82
Jarash	75
Ajloun	63
Other	59
Al Tafilah	9

* Coloured map only reflects refugees living outside camps.

Iraqi Arrival & Registration Trends since Jan 2013

