



## WASH

### KEY FIGURES

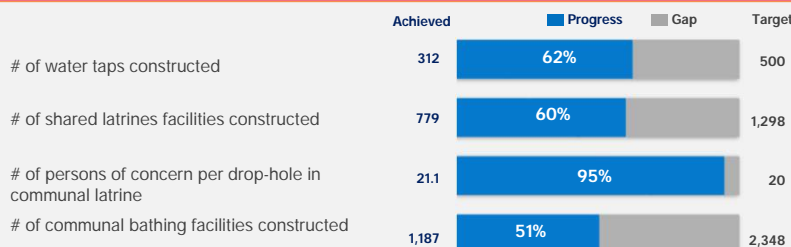
**39,583** WASH facilities assessed during a sweep survey in 2019

**574** Hygiene volunteers

**779** WASH hygiene kits distributed

**42,497** tube well and latrine maintenance conducted (repair, renovate, decommission and desludge)

### PROGRESS AGAINST 2020 TARGETS



### ACHIEVEMENTS (SEPTEMBER 2020)

- **252** WASH facilities have been constructed including **26** water taps and **226** latrines.
- **541** communal bathing facilities were constructed.
- **7,616** WASH facilities were provided with some maintenance, including **1,659** tube wells and **5,957** latrines.

## SHELTER

### KEY FIGURES <sup>3</sup>

**28** km of roads and pathways

**79** km of drainage

**63** km of retaining structures

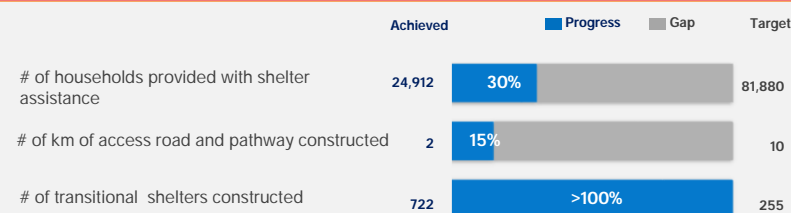
**33** km of steps and

**4.8** km of bridges constructed

**176,156** shelter tie down kits distributed

<sup>3</sup> Figures are cumulative since 2019

### PROGRESS AGAINST 2020 TARGETS



### ACHIEVEMENTS (SEPTEMBER 2020)

- **14,087** partial shelter repair and replacement kits distributed.
- **194** transitional shelters have been constructed.

## ENVIRONMENT & ENERGY

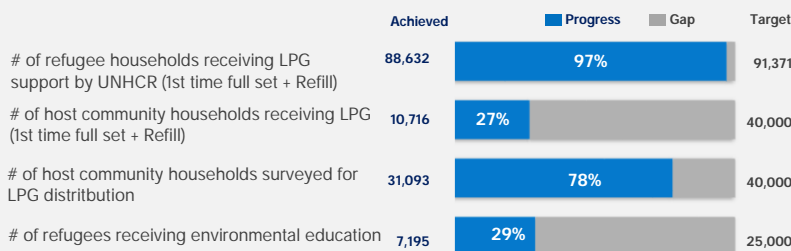
### KEY FIGURES

**31,093** host community households have been surveyed during LPG distribution assessment

**47** conflicts with elephants successfully mitigated by trained ERT\* members

\* ERT = Elephant Response Team

### PROGRESS AGAINST 2020 TARGETS



### ACHIEVEMENTS (SEPTEMBER 2020)

- **56** refugee households received 1st time LPG cylinder while LPG refills were distributed to **78,629** refugee households.
- **8,393** host community households have received LPG refill.

## NFI & SITE MANAGEMENT

### KEY FIGURES

**39,200** emergency shelter and WASH kit (PDK) pre-positioned

**16** camps managed by site management support agency partners

**225,510** female menstrual hygiene kits distributed

### PROGRESS AGAINST 2020 TARGETS



### ACHIEVEMENTS (SEPTEMBER 2020)

- **135** female menstrual hygiene kits distributed to women age 12 to 59 year old.
- **86** households received core relief items.
- **47,305** households received bathing and laundry soap.

## SOCIAL COHESION

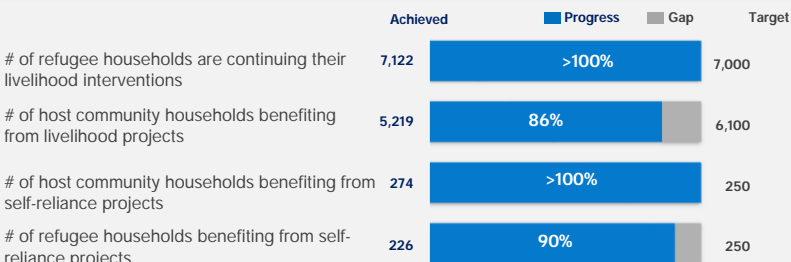
### KEY FIGURES

**5,219** host community and **6,909** refugee households are continuing to participate in livelihood programmes

**500** host community and refugee households enrolled for skill development training for ensuring their self-reliance

\* UPGP = Ultra-poor Graduation Program

### PROGRESS AGAINST 2020 TARGETS



### ACHIEVEMENTS (SEPTEMBER 2020)

- **4,418** new refugee households included to be benefited from 2020 livelihood projects.
- **1,668** host community households have started their livelihood interventions with UPGP projects.

## THANK YOU

UNHCR's humanitarian response in Bangladesh is made possible thanks to the generous support of donors who have contributed unrestricted funding to UNHCR's global operations, and to donors who have generously contributed directly to the UNHCR Bangladesh operations.

In 2020, continued generous support has been received from : **Australia, Canada, China, Denmark, the European Union, France, Germany, Ireland, Italy, Japan, the Republic of Korea, the Netherlands, New Zealand, Norway, Sweden, Switzerland, the United Kingdom, and the United States of America.**

UNHCR is sincerely grateful for the additional support received from many individuals, foundations, and companies worldwide including: **Bill & Melinda Gates Foundation, CERF, Education Cannot Wait, and Thani Bin Abdullah Bin Thani Al-Thani Humanitarian Fund.**