

DEMOCRATIC REPUBLIC OF THE CONGO

MONTHLY REFUGEE STATISTICS

Situation as of September 30, 2020

Total

525,085

Type	Age	0-4	5-11	12-17	18-59	60+	Total	%
Total Rural (out of camp)		76,181	105,566	62,514	132,381	9,176	385,818	73.5%
Total Camps/Sites		23,398	38,780	20,736	47,041	2,971	132,926	25.3%
Total Urban		633	1,493	1,115	2,927	173	6,341	1.2%
Grand Total		100,212	145,839	84,365	182,349	12,320	525,085	

Refugee Population in DRC

Country	Female	Male	Total	%	
Angola	213	297	510	0.10%	▬
Burundi	24,780	23,271	48,051	9.15%	▾
CAR*	92,082	80,151	172,233	32.80%	▴
Rep.Congo	278	426	704	0.13%	▬
Rwanda**	107,660	106,534	214,194	40.79%	▾
S. Sudan***	47,709	41,587	89,296	17.01%	▴
Sudan	9	23	32	0.01%	▬
Uganda	11	9	20	0.004%	▬
Somalia	7	7	14	0.003%	▬
Other	14	17	31	0.01%	▬
Total	272,763	252,322	525,085		

(*As of 30 September 2020, the number of Central African refugees in the DRC decreased slightly from 172,292 to 172,233. This decrease is due to death and inactivation cases following of absences registered during the distributions in the camps from March to August 2020.

(**) The figure, 214,194 Rwandan refugees, is the result of the registration done by the DRC Government in 2013-2014. During the Biometric verification exercise of Rwandan Refugees jointly conducted by CNR and UNHCR in 2015-2016 and 2018, a total of 75,709 individuals were biometrically enrolled; (****) The figure, 89,296 South Sudanese includes the 61,990 personnes registered and 27,306 pre-registered.

Refugee Population by Province in DRC

Province	Main Location	Type	Female	Male	Total
Bas Uele	Ango & Bondo	Rural	22,519	17,697	40,216
Equateur	Disperced	Rural	143	213	356
Haut Katanga	Lubumbashi & Arounds	Urb. & Rur.	808	934	1,742
Haut Uele	Dungu, Doruma	Rural	22,228	19,303	41,531
Ituri	Aru & Ariwara	Rural	25,460	22,293	47,753
Kasai Oriental	Tshiala	Rural	2	6	8
Kinshasa	Kinshasa & outskirts	Urb. & Rur.	370	410	780
Kongo Central	Bas Fleuve, MbanzaNg. & Kimaza	Rural	389	592	981
Lomami	Luila & MweneDitu	Rural	430	456	886
Lualaba	Dilolo, Sandoa & Kolwez	Rural	590	596	1,186
Maniema	Pangi, Kailo & Lukolo	Rural	203	269	472
Nord Kivu	Lubero, Masisi, Rutshuru & Walikale	Urb. & Rur.	85,925	85,706	171,631
Nord Ubangi	Gbadolite, Inke, Bili	Rural	47,457	44,145	91,602
Sud Kivu	Mwenga, Kalehe, Fizi, Uvira, Bukavu & Idjwi	Urb. & Rur.	43,997	41,262	85,259
Sud Ubangi	Libenge & Zongo	Rural	21,979	18,156	40,135
Tanganyika	Kalemie	Rural	263	284	547
Total			272,763	252,322	525,085

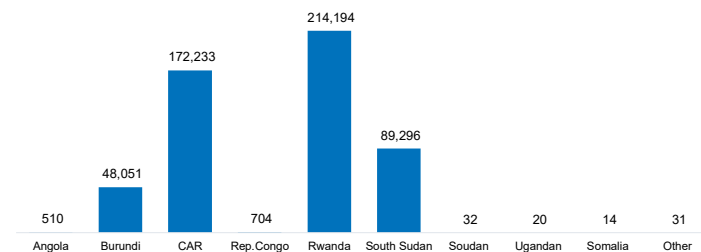
Refugees Repatriated from DRC

To	2017	2018	2019	2020	Total
Burundi	77	180	101	279	637
CAR	1	9	3,137	149	3,296
Rep. Congo	3		3	5	11
Rwanda	18,075	3,053	2,136	499	23,763
South Sudan					0
Uganda					0
Other				2	2
Total	18,156	3,242	5,377	934	27,709

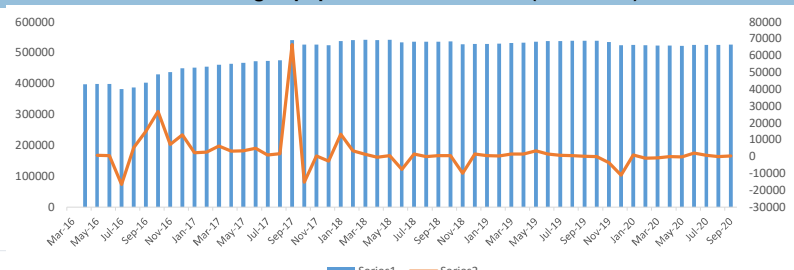
Type of population and location of refugee in DRC

Town	Urban			Type of population			
	Female	Male	Total	Nationality	Rural	Urban	Total
Kinshasa	370	410	780	Angolan	415	95	510
Lubumbashi	648	781	1,429	Burundian	46,349	1,702	48,051
Goma	1,443	1,381	2,209	Centrafrican	171,960	273	172,233
Bukavu	535	532	1,067	Congolese (CoB)	566	138	704
Likasi	5	4	9	Rwandan	210,175	4,019	214,194
Kipushi	117	115	232	South Soudan	89,245	51	89,296
Other	0	0	0	Other	34	63	97
Total	3,118	3,223	6,341	Total	518,744	6,341	525,085

Refugee Population by Country of Origin



Refugee population trend in DRC (2016-2020)




UNHCR Presence

UNHCR Offices in DRC: 1 Representation in Kinshasa, 5 Sub-offices (Aru, Gbadolite, Goma, Kalemie and Kananga), 5 Field offices (Baraka, Lubumbashi, Libenge, Bukavu and Tshikapa), and 7 Field Units (Bili, Beni, Bunia, Uvira, Dungu et Aba)

Refugee Population Biometrically Enrolled (BIMS and Bioregistrator)

Enrolled with fingerprint and/or iris **332,841** **63.39%**



Age & Gender of refugee population

