

Libya

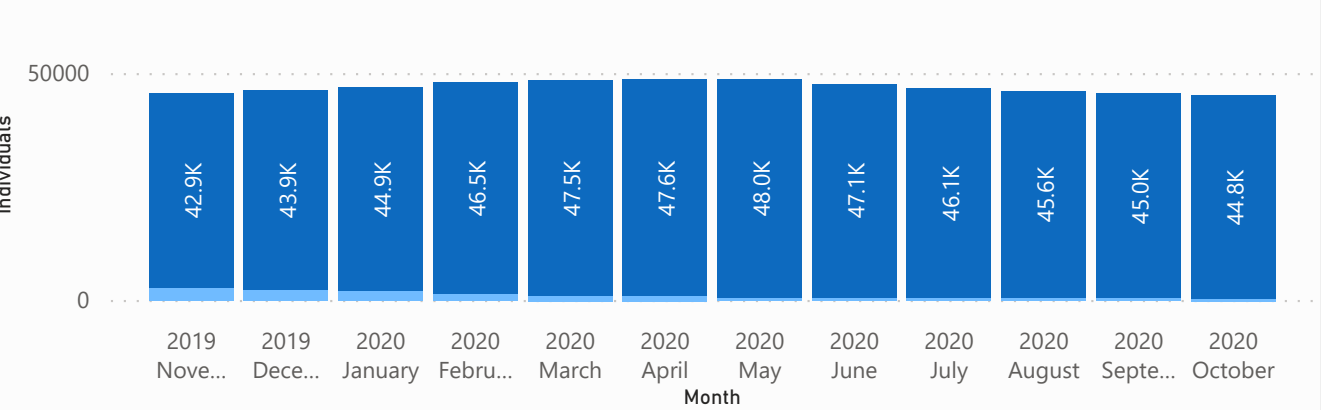
Statistical Dashboard (1 November 2020)

Key Figures

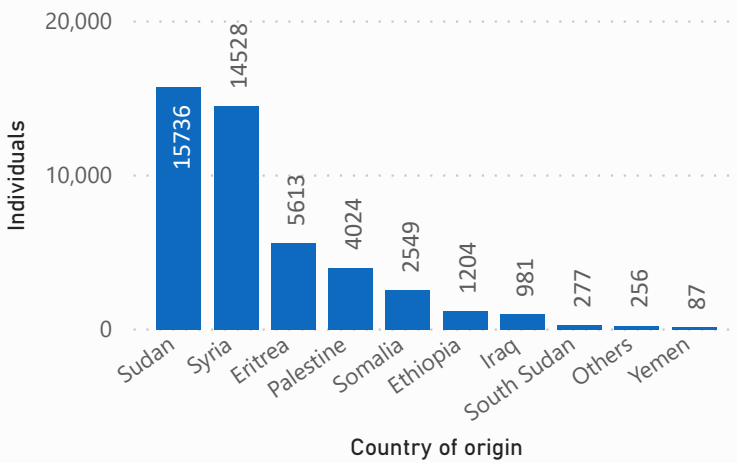
45,255 Refugees & Asylum Seekers
23,011 Cases
20,585 Men
9,756 Women
14,914 Children
1,852 Elderly

Refugee trends

Location ● DC ● Urban



Country of Origin



Place of Residence

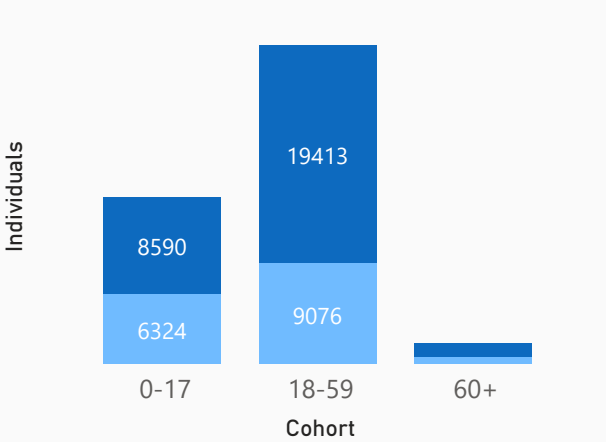
Mantika	# of Individuals	% of Individuals
Tripoli	23796	52.59%
Aljfara	6603	14.59%
Misrata	3329	7.36%
Unknown	2565	5.67%
Benghazi	2240	4.95%
Almargeb	1688	3.73%
Azzawya	1564	3.46%
Zwara	1395	3.08%
Al Jabal Al Gharbi	964	2.13%
Sebha	248	0.55%
Sirt	236	0.52%

Specific Needs Categories

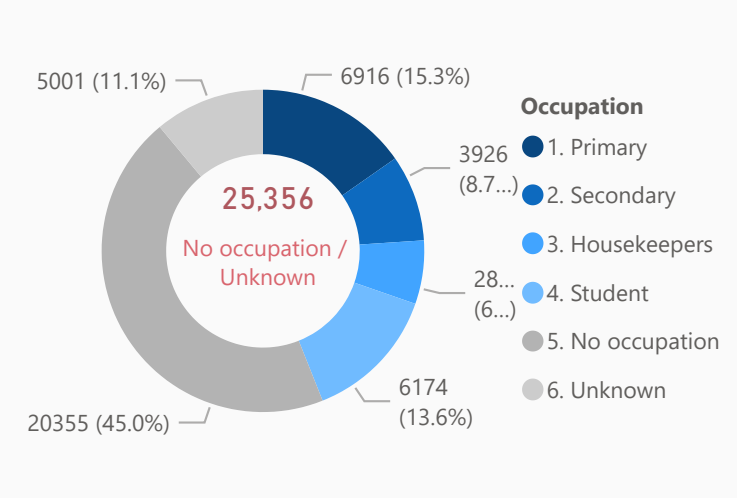
Categories	Individuals	% Value
Woman at risk	1287	2.84%
Unaccompanied or separated children	1367	3.02%
Torture	589	1.30%
Specific legal/protection needs	14501	32.04%
Single parent or caregiver	186	0.41%
SGBV	334	0.74%
Serious medical condition	2196	4.85%
Older person at risk	125	0.28%
Family unity	640	1.41%
Disability	327	0.72%
Child at risk	2315	5.12%
_Total	18308	40.46%

Demographics

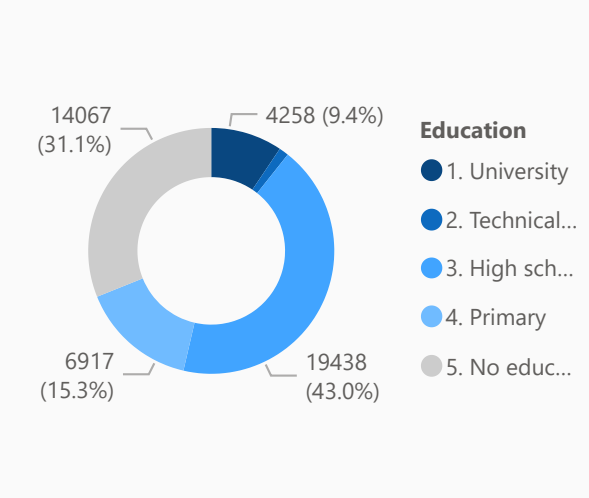
Sex ● Female ● Male



Occupation at the country of origin




Education level at the country of origin

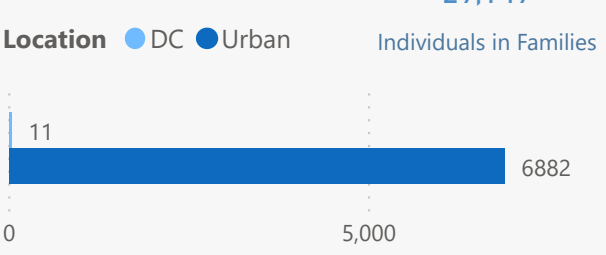


4,223
with multiple
Specific Needs
Categories

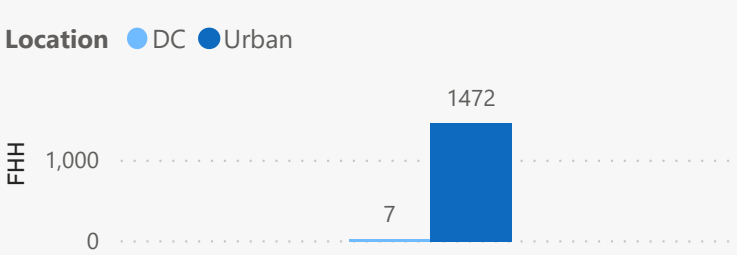
Gender



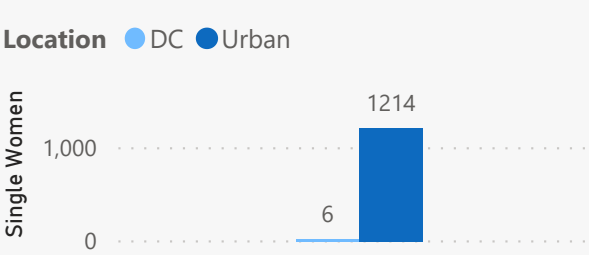
Families



Female Headed Households



Single Women



Libya

Profile of registered refugees and asylum-seekers in detention

Key Figures

447	434	372	17	58	389
Individuals	Cases	Men	Women	Children	Adults

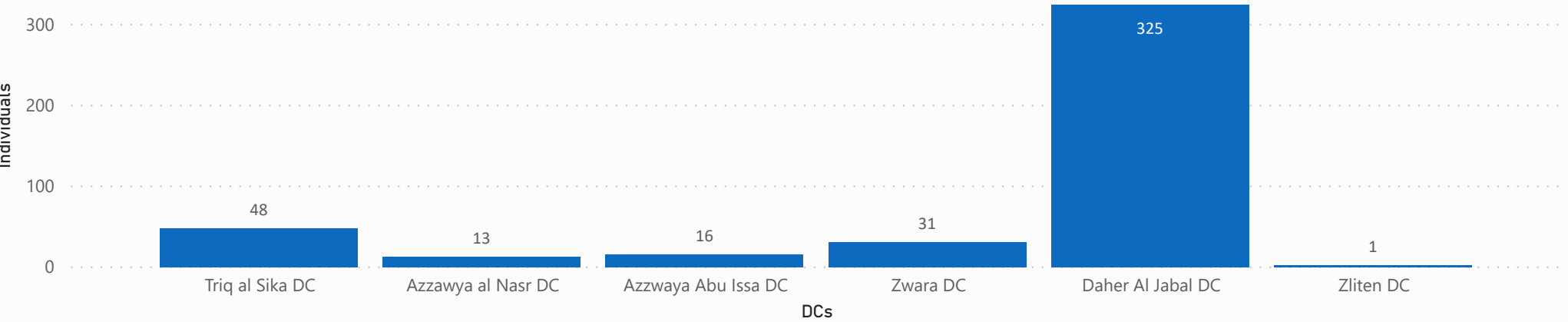
Status

All

Gender

All

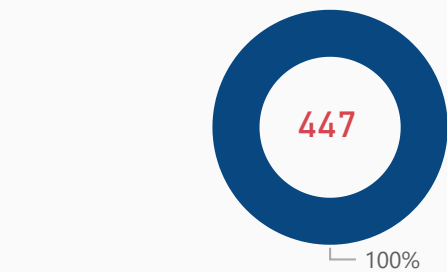
Registered Individuals at Detention Centers



Specific Needs Categories

Categories	Individuals	% Value
Woman at risk	13	2.91%
Unaccompanied or separated children	35	7.83%
Torture	0	0.00%
Specific legal/protection needs	447	100.00%
Single parent or caregiver	1	0.22%
SGBV	3	0.67%
Serious medical condition	19	4.25%
Older person at risk	0	0.00%
Family unity	50	11.19%
Disability	0	0.00%
Child at risk	29	6.49%
_Total	447	100.00%

Individuals with Specific Needs



120
with multiple Specific Needs Categories

58
Children

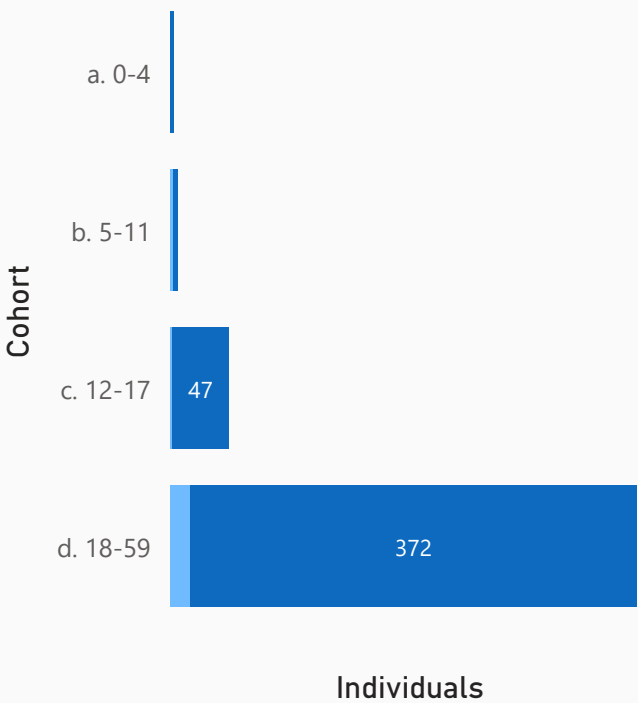
35
UASC

13
Family Cases

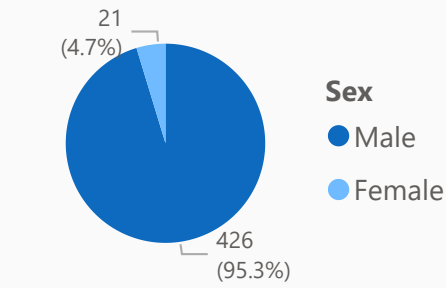
421
Single Cases

Demographics

Sex Female Male



Gender



Country of Origin

