

# MALTA Factsheet

## Overview

Between 1 January and 31 August 2020, 2,162 persons were rescued at sea and disembarked in Malta. This is a 4% decrease compared to sea arrivals in the same period last year (2,246 arrivals between January and August 2019).

At the start of 2020, 989 people were rescued at sea and disembarked in Malta (January and February), with fewer arrivals in March (146) and April (66). In May, 425 persons rescued in four different SAR operations were held offshore on vessels chartered by the Maltese Government, while 72 rescued persons disembarked in Malta (families, children and medical evacuations). On 6 June, all persons held on offshore vessels were provided a port of safety in Malta. In July and August 2020, there were 463 sea arrivals.

The UNHCR team monitors disembarkations, while providing interpretation support to the authorities and giving initial information on reception and asylum procedures to all new arrivals.

Sea arrivals in 2019

(as of end December 2019)

**3,406**

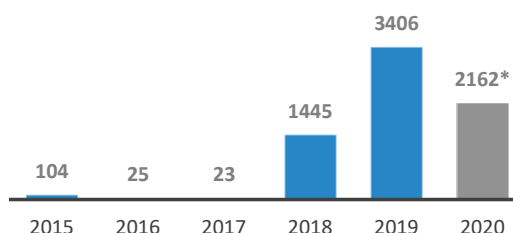
Sea arrivals in 2020

(as of 31 August 2020)

**2,162**

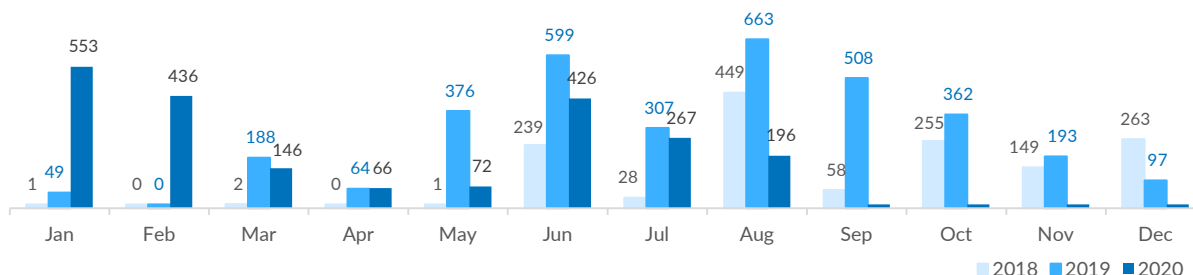
## Sea Arrivals by Boat per Year

2015 - 2020 (\*until end August)



## Monthly Sea Arrivals

Jan 2018 - Aug 2020



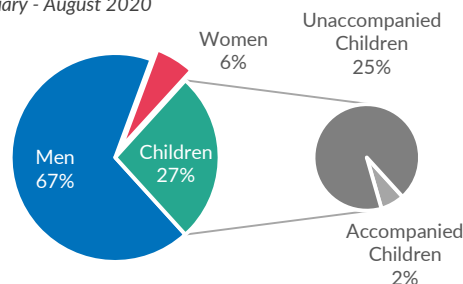
## Age and Gender Demographics

Between 1 January and 31 August 2020, most sea arrivals to Malta were adult men (67%), followed by unaccompanied and separated children (25%), adult women (6%) and accompanied children (2%).

487 unaccompanied and separated children (UASC)\* have reached Malta in 2020. Unaccompanied children originate mostly from Sudan (24%), Somalia (20%), Bangladesh (17%) and Eritrea (11%).

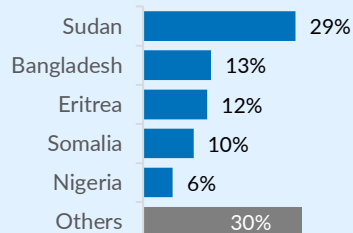
\*Please note that this data is recorded before age assessment procedures have taken place.

January - August 2020



## Sea Arrivals by Top 5 Nationalities

Jan - Aug 2020

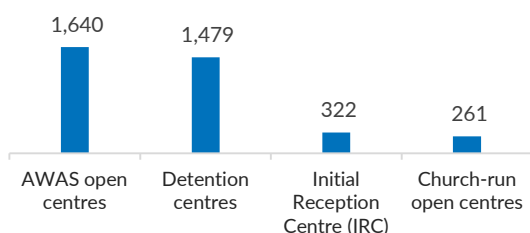


## Demographics - Countries of origin

In 2020 so far, 29% of sea arrivals originated from Sudan, followed by Bangladesh (13%), Eritrea (12%), Somalia (10%), and Nigeria (6%). In the same period last year, the most common nationalities of sea arrivals were Sudan, Eritrea, Nigeria, Morocco, Cote D'Ivoire and Somalia.

## Population in Reception Centres

September 2020



Note: The IRC has both 'open' and 'closed' sections.

## UNHCR monitoring and activities

UNHCR visits open and closed centres to provide information on the asylum system, Dublin regulation, rights and obligations, and to refer persons of concern to appropriate services. UNHCR conducts child protection activities, detention monitoring and, through its implementing partners, provides legal aid and psycho-social support in centres.

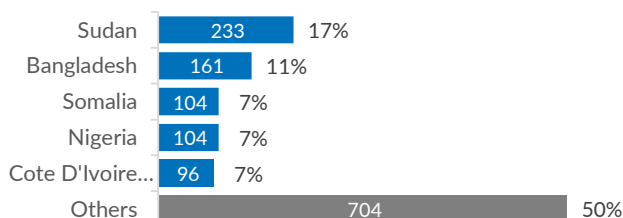
Due to restrictions on public gathering to combat COVID-19, since March 2020 UNHCR has strengthened its digital communications to provide information on COVID-19 to persons of concern. UNHCR and partner organisations have also set up dedicated telephone helplines for refugees and asylum-seekers.

## Asylum Applications and Decisions

January - August 2020

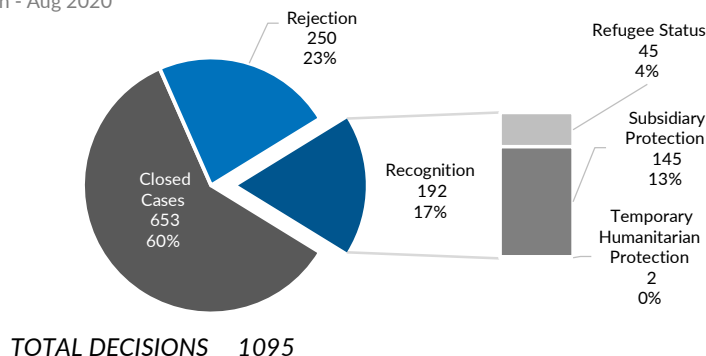
In recent years the refugee population has been mainly composed of Libyan, Syrian and Somali refugees. Currently the rate of international protection (Refugee or Subsidiary Protection status) is 17% of total decisions. There are a high number of 'closed' cases, which refers to applications that result in an administrative closure, Dublin closure, or applications that are explicitly withdrawn, implicitly withdrawn or inadmissible.

### Top 5 Nationalities

 of first-instance asylum applicants  
 Jan - Aug 2020


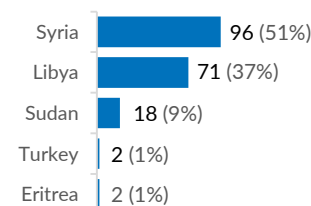
## First Instance Asylum Applications - Decision Rates

Jan - Aug 2020



**TOTAL APPLICATIONS** 1402

### Top 5 Nationalities

 Granted International Protection - Jan-Aug 2020  
 Refugee Status and Subsidiary Protection


**TOTAL GRANTED** 190