

Total Active Registered Persons Of Concern **23,090**



23,089

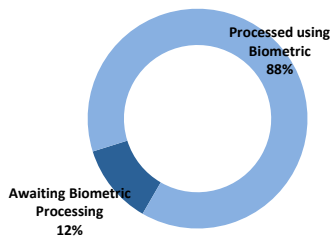
100.0%



1

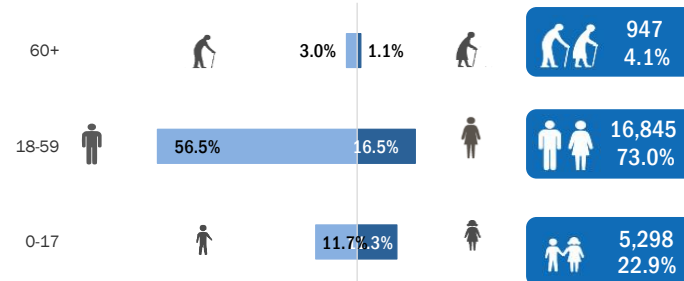
0.0%

Biometric Statistics (IRIS)



UNHCR Jordan

Age-Gender Breakdown



Standard Age and Gender

Age	0-4	5-11	12-17	18-35	36-59	60+	Total	%
Female	927	1,007	665	2,462	1,341	246	6,648	28.8%
Male	947	1,031	721	8,464	4,578	701	16,442	71.2%
Total	1,874	2,038	1,386	10,926	5,919	947	23,090	100%
	8.1%	8.8%	6.0%	47.3%	25.6%	4.1%		

Origion Country

YEM	14,636	63.4%
SUD	6,093	26.4%
SOM	750	3.2%
Other*	1,611	7.0%

Specific Needs

Serious medical condition	2,858	12.4%
Disability	1,254	5.4%
Specific legal and physical protection needs	867	3.8%
Woman at risk	577	2.5%
Child at risk	328	1.4%
Single parent	284	1.2%
Older person at risk	118	0.5%
Unaccompanied or separated child	78	0.3%
Individuals with Specific Needs	4,555	19.7%
Total	6,364	27.6%

* An individual can have more than one specific need

Arrivals**

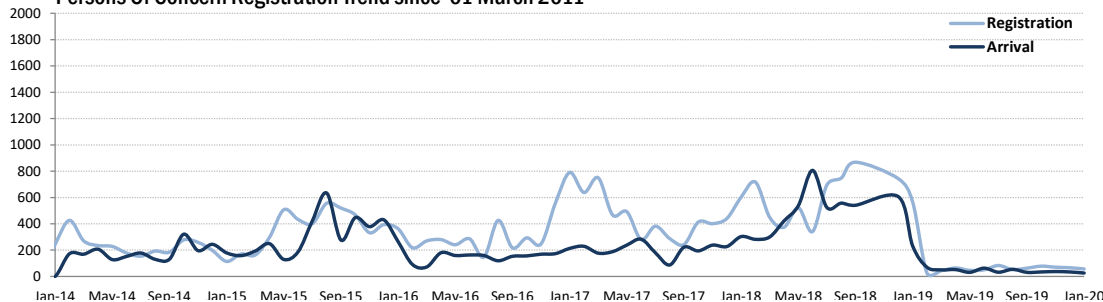
Pre-2011	1,671	7.2%
2011	624	2.7%
2012	1,204	5.2%
2013	2,593	11.2%
2014	2,107	9.1%
2015	3,587	15.5%
2016	1,590	6.9%
2017	2,224	9.6%
2018	5,378	23.3%
2019	53	0.2%
2020	0	0.0%

* The new arrivals excludes newborn babies who will be represented under the registration trend.

Registration Trend

2011	857	3.0%
2012	694	2.4%
2013	2,410	8.5%
2014	2,846	10.0%
2015	4,354	15.4%
2016	3,543	12.5%
2017	5,584	19.7%
2018	8,063	28.4%
2019	1,208	4.3%
2020	224	0.8%

Persons Of Concern Registration Trend since 01 March 2011



* Other nationalities include among others (ARE,LBY,LEB,ETH,RUS...)

**The new arrivals excludes newborn babies who will be represented under the registration trend.

DAG Jordan

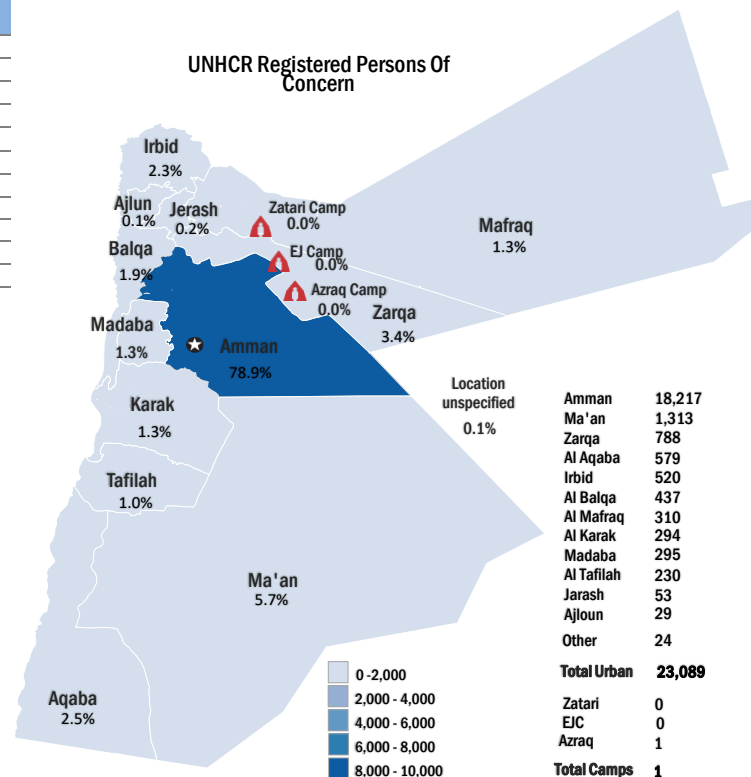
Interagency Portal: <http://data.unhcr.org/Syrianrefugees>

UNHCR on the web: <http://www.unhcr.org> ; <http://www.unhcr.org>

UNHCR on Social network: <http://www.facebook.com/UNHCRJordan> ; <http://twitter.com/ZaatariCamp>

Prepared by Data Analysis Group | Jordan

UNHCR Registered Persons Of Concern



* Coloured map only reflects refugees living outside camps.