

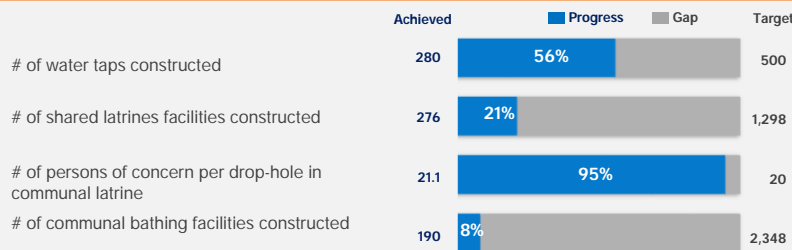


## WASH

### KEY FIGURES

- 39,583** WASH facilities assessed during a sweep survey in 2019
- 574** Hygiene volunteers
- 422** WASH hygiene kits distributed
- 22,026** tube well and latrine maintenance conducted (repair, renovate, decommission and desludge)

### PROGRESS AGAINST 2020 TARGETS



### ACHIEVEMENTS (JUNE 2020)

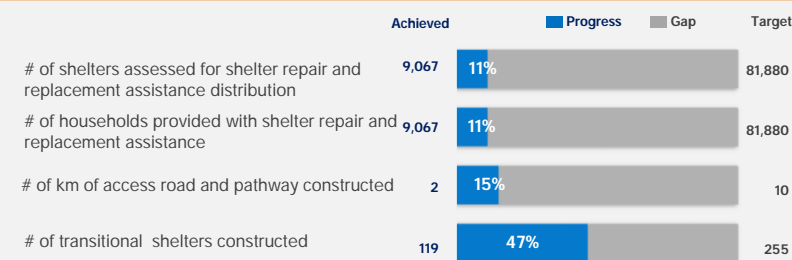
- 59** WASH facilities constructed, including **53** latrines and **06** taps.
- 6,187** WASH facilities have been maintained, including **1,392** tube wells and **4,795** latrines.

## SHELTER

### KEY FIGURES <sup>3</sup>

- 28** km of roads and pathways
- 79** km of drainage
- 63** km of retaining structures
- 33** km of steps and
- 4.8** km of bridges constructed
- 176,156** shelter tie down kits distributed

### PROGRESS AGAINST 2020 TARGETS



### ACHIEVEMENTS (JUNE 2020)

- 3,312** partial shelter repair and replacement kits distributed.
- 32** transitional shelters have been constructed.

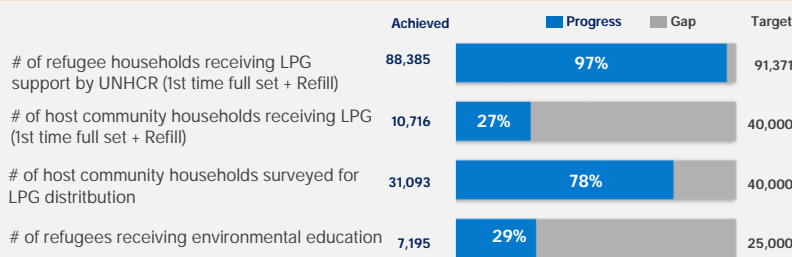
<sup>4</sup> Comprehensive target which include targets from all UNHCR partners involved in shelter repair and replacement assistance distribution.

## ENVIRONMENT & ENERGY

### KEY FIGURES

- 31,093** host community households have been assessed during LPG distribution assessment
- 39** conflicts with elephants successfully mitigated by trained ERT\* members

### PROGRESS AGAINST 2020 TARGETS



### ACHIEVEMENTS (JUNE 2020)

- 26** refugee households received 1st time LPG cylinder while LPG refills were distributed to **69,700** refugee households.
- 2,461** host community households have received LPG refill.

## NFI & SITE MANAGEMENT

### KEY FIGURES

- 39,200** Emergency shelter and WASH kit (PDK) pre-positioned
- 16** camps managed by site management support agency partners
- 142,062** female/menstrual hygiene kits distributed

### PROGRESS AGAINST 2020 TARGETS



### ACHIEVEMENTS (JUNE 2020)

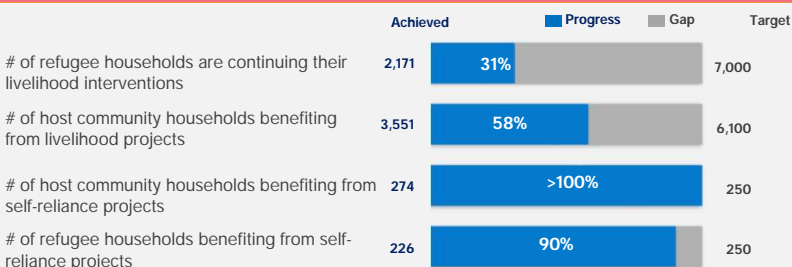
- 46** refugee households received core relief items.
- 26,106** female menstrual hygiene kits distributed to women age 12 to 59 year old.
- 45,923** households received double portion of bathing and laundry soap.

## SOCIAL COHESION

### KEY FIGURES

- 3,551** host community and **3,523** refugee households are continuing their livelihood interventions
- 500** host community and refugee households enrolled for skill development training for ensuring their self-reliance

### PROGRESS AGAINST 2020 TARGETS



### ACHIEVEMENTS (JUNE 2020)

- 3,827** new host community households included to be benefitted from 2020 livelihood projects.
- 1,352** refugee households have initiated their livelihood interventions with TUP projects.

## THANK YOU

UNHCR's humanitarian response in Bangladesh is made possible thanks to the generous support of major donors who have contributed unrestricted funding to UNHCR's global operations, and to donors who have generously contributed directly to UNHCR Bangladesh operations.

In 2020, continued generous support has been received from the governments of: **Australia, Canada, Denmark, the European Union, France, Germany, Ireland, Italy, Japan, the Republic of Korea, the Netherlands, New Zealand, Norway, Sweden, Switzerland, the United Kingdom, and the United States of America.**

UNHCR is sincerely grateful for the additional support received from many individuals, foundations, and companies worldwide including **Bill & Melinda Gates Foundation, CERF, Education Cannot Wait, and Thani Bin Abdullah Bin Thani Al-Thani Humanitarian Fund.**