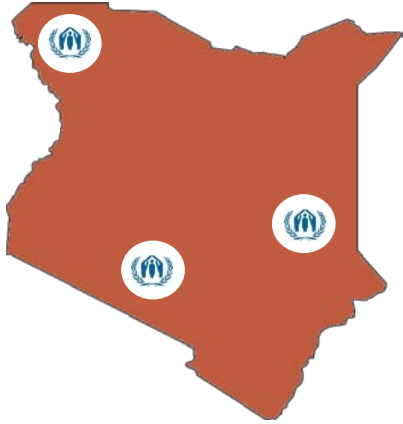


Socioeconomic Assessment Surveys in Kenya

DRS / ANALYTICS AND RESEARCH UNIT

July 30, 2020

While Kenya has emerged as an East African leader in measuring displacement, comparable socioeconomic data remain scarce



- Refugees in Kenya are not systematically included in national surveys
- Few data on welfare and poverty exist that are comparable to the national population
- Through the UNHCR-World Bank collaboration, this assessment helps **close data gaps** by using **micro-level socioeconomic data of refugees** to inform policy and targeted programming



Overview of work in Kenya

- **Kalobeyei Socio-economic Assessment Survey in 2018**, conducted parallel to the UNHCR Registration verification exercise

Questionnaire	Coverage	Interviews	Purpose
VRX	Full population (100%)	7,465	proGres update
Extended SEP (Consumption module)	Representative sample (20%)	1,114	Poverty headcount
Basic SEP	Non-sampled households	All	Poverty ranking, programming

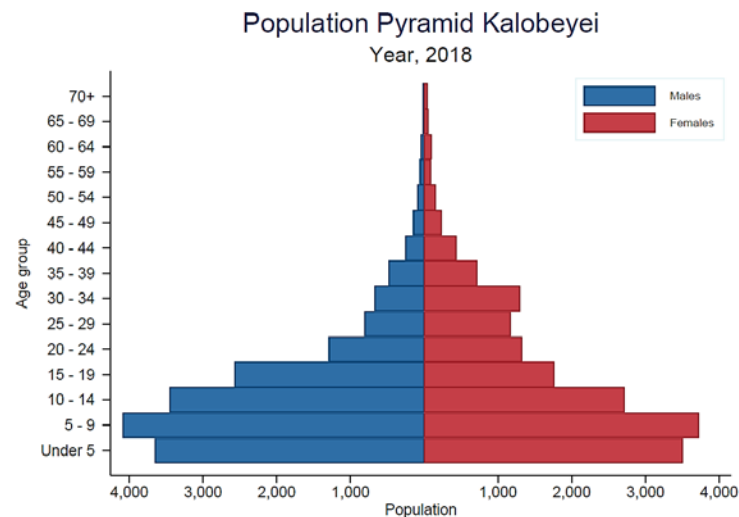
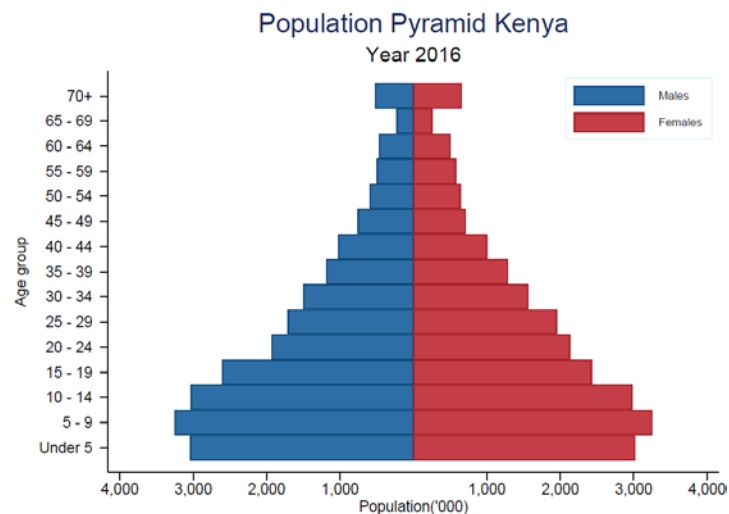
- **Kakuma Socio-economic Assessment Survey in 2019** – representative of the refugees in Kakuma camp (Sample – 2,127)
- **Shona Socio-economic Assessment Survey in 2019**, conducted parallel to the Registration activity that was aimed at preparing the application for citizenship for qualifying members of the Shona community
 - Sample – Shona living in/around Nairobi county
- **Kenya COVID-19 Impact Phone survey** – a bi-monthly panel data on the impact of COVID-19
 - Sample – representative of nationals, refugees (Kakuma, Kalobeyei, Dadaab, Urban) and the Shona

Data is comparable to national surveys

Questionnaire modules	KIHBS 2015/16	KCHS 2019	Kalobeyei 2018	Kakuma 2019	Shona 2019
Demographics	✓	✓	✓	✓	✓
Education	✓	✓	✓	✓	✓
Employment	✓	✓	✓	✓	✓
Household Characteristics	✓	✓	✓	✓	✓
Assets	✓	✓	✓	✓	
Consumption and expenditure	✓	✓	✓	✓	✓
Access to finance			✓	✓	
Vulnerabilities			✓	✓	
Social cohesion			✓	✓	
Coping Mechanisms			✓	✓	
Displacement and durable solutions				✓	

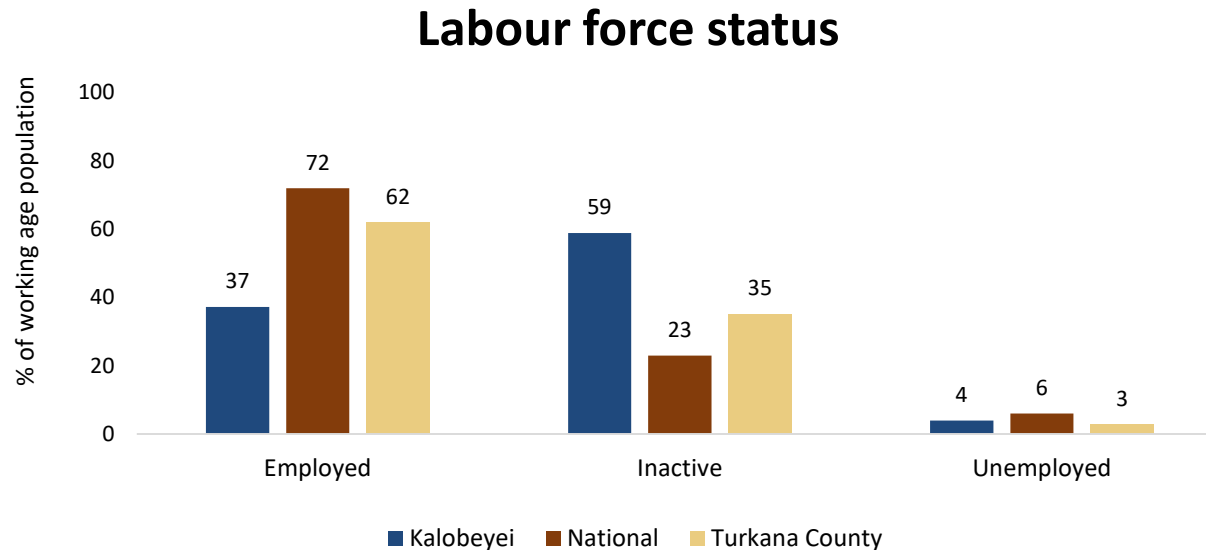
Some Results from Kalobeyei Socioeconomic Assessment Survey

Refugees in Kalobeyei are younger than the Kenyan population, with virtually no elders



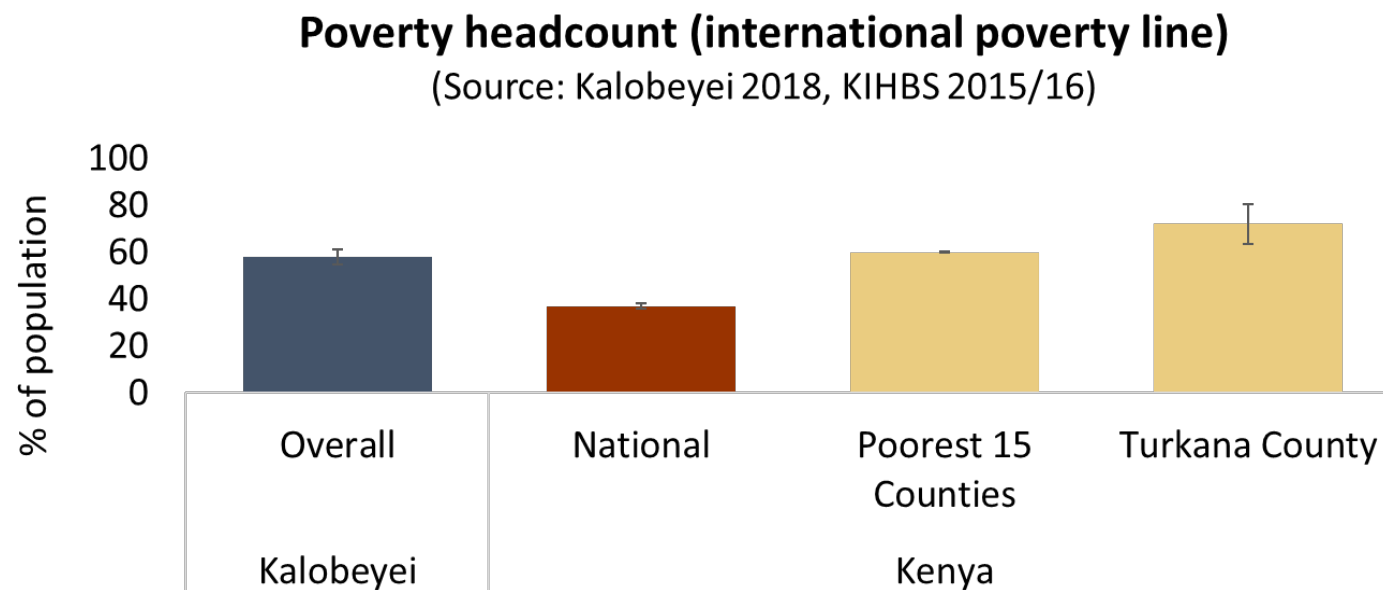
- Amongst refugees, there are virtually no elders, with only 1.7 percent age 50 years and above.
- Estimated 3,100 unaccompanied minors and 8,656 separated children (UNHCR protection 2018)

Among the working population, labour force participation rates are low



- Working population (15 – 64 years) – **Kalobeyei (39%); Kenya (55%); Turkana (46%)**
- Unemployment rate is especially low for working-age women, who make up a larger share of the total population but are less likely to be working

Refugees in Kalobeyei are less likely to be poorer than the host community, but more likely to be poorer than Kenyans in general

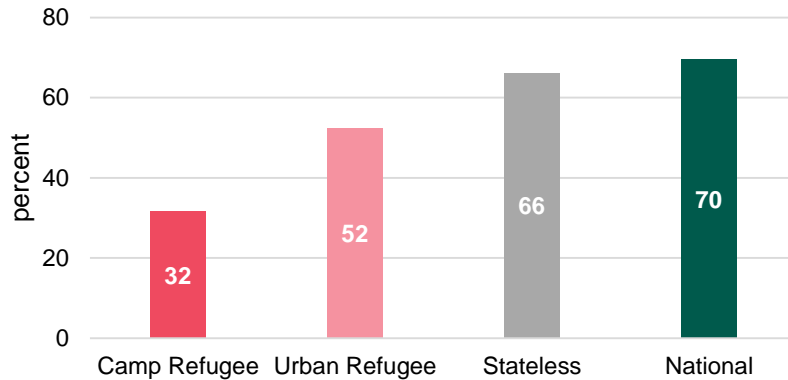


- More than half of refugees are poor. This is higher than the national rate (37%), lower than in Turkana County (72%), and comparable to the average of Kenya's 15 poorest counties (59%)

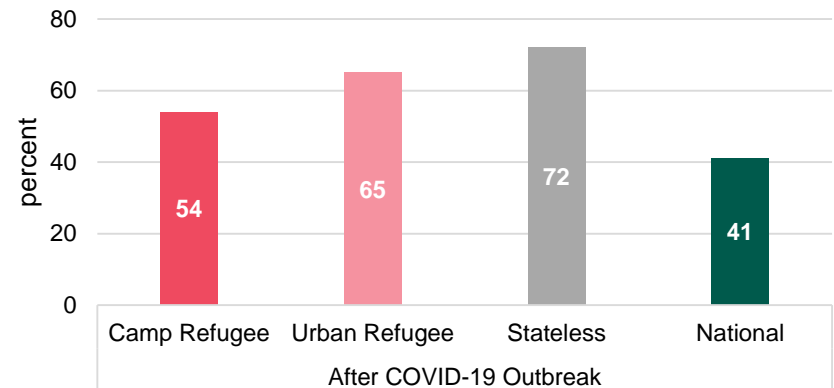
Some Results from COVID-19 Impact Phone Survey

Educational engagement and food insecurity are worse for refugees

Children engagement in learning activities
in the last week



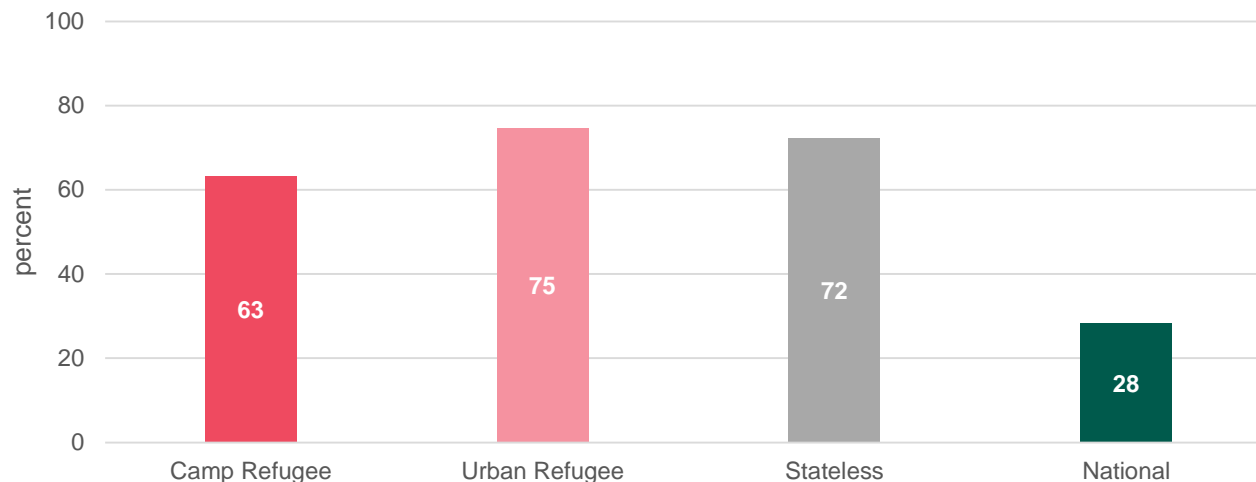
Food Shortages in the last month due to lack
of enough money or other resources



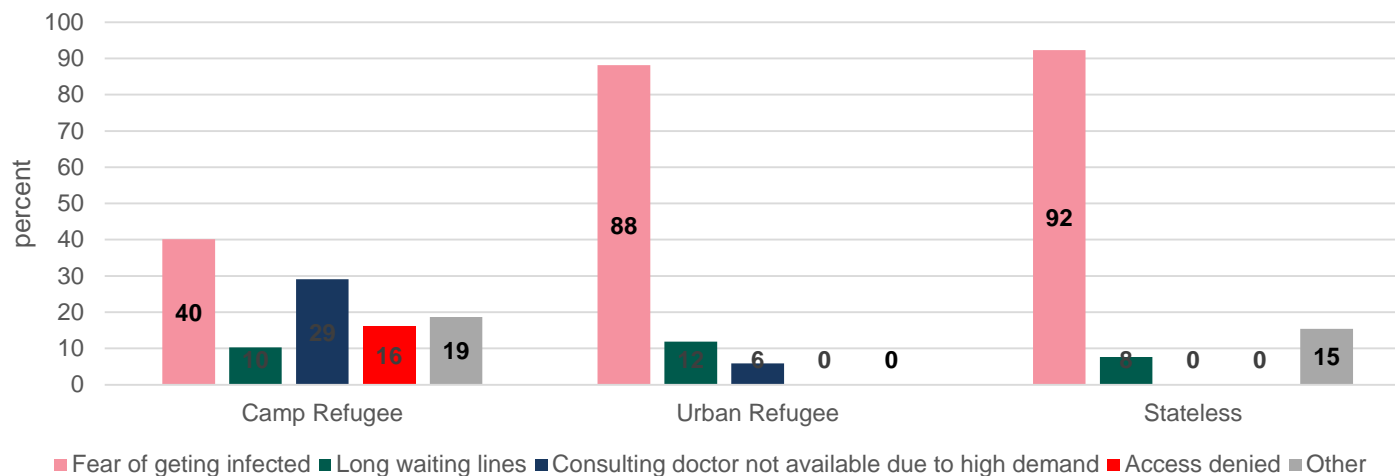
- Majority of primary school children were attending school before the outbreak and attendance rates were found to be very similar among persons of concern and nationals – Kakuma (82%), Kalobeyei (77%), Shona (81%) and national (82%)
- The main channels for doing learning-related activities are **reading school textbooks, educational radio programs, free online/mobile educational videos and self-prepared materials**

Majority of persons of concern have less access to health facilities than before March mainly due to fear of getting infected by Coronavirus

Less access to Health Facilities than before March 2020

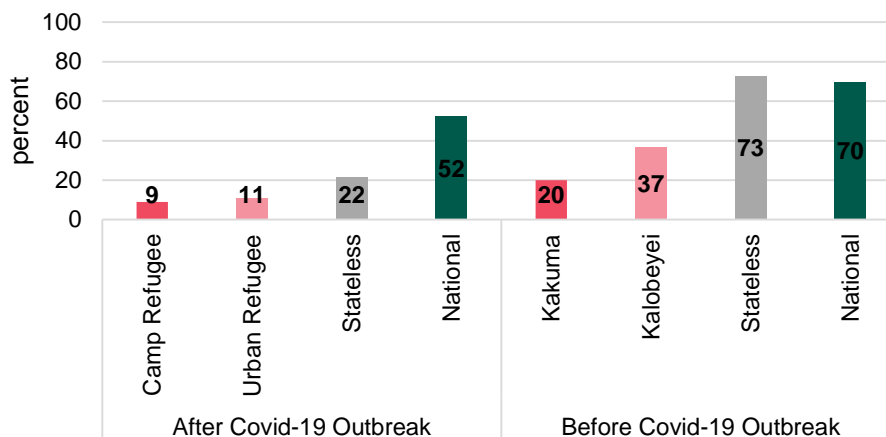


Reasons for less access to health facilities

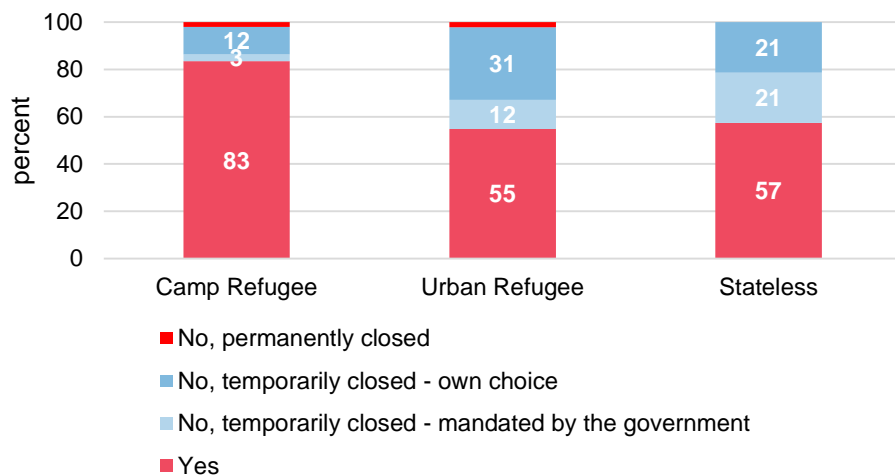


Employment outcomes are worse for persons of concern

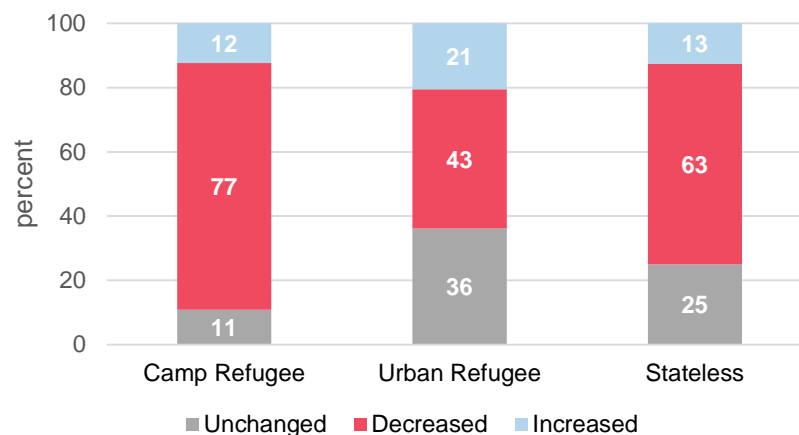
Employed in the last 7 days



Family enterprise currently operating



Change in Revenue/Earning compared to February 2020



Access to the Data sets/ Forthcoming work stream

Access to Data sets

- UNHCR Microdata Library - [Home](#)
- [Monitoring COVID-19 Impact on Households and Firms in Kenya](#)

Forthcoming work

- Launch and dissemination of Kakuma SEA and Shona SEA