

ITALY Sea arrivals dashboard

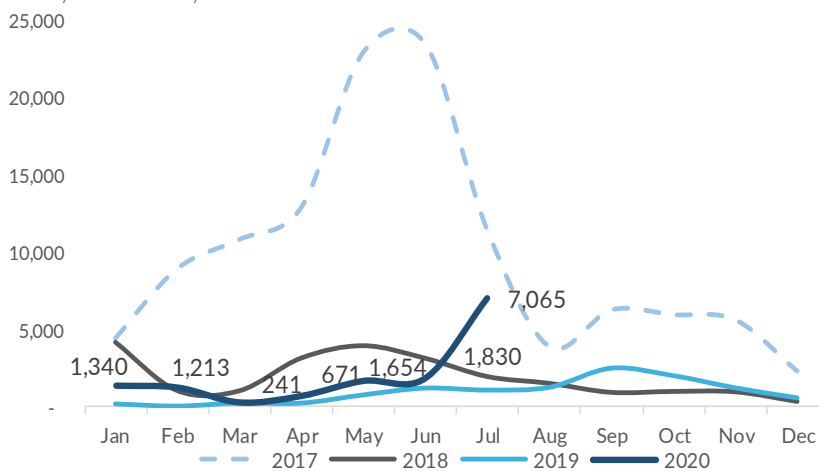
Overview

Between 1 January and 31 July 2020, 14,014 refugees and migrants arrived in Italy by sea. This represents an increase compared to the same period last year, when 3,867 sea arrivals were recorded at landing points in southern Italy. However, sea arrivals numbers in 2020 so far remain lower than in comparable periods in recent years (e.g. 18,547 sea arrivals in January-July 2018; 95,213 sea arrivals in January-July 2017). In July 2020, 7,065 refugees and migrants reached Italian shores: this is the highest number of monthly sea arrivals this year so far.

14,014 Jan - Jul 2020¹
3,867 Jan - Jul 2019¹

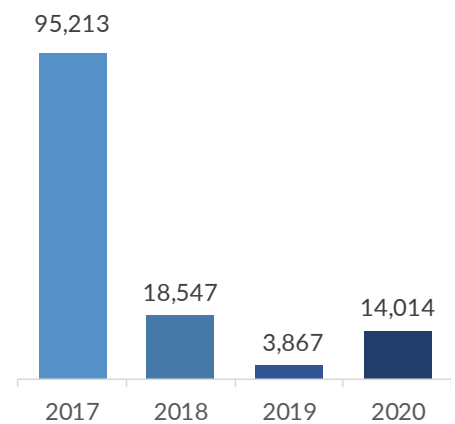
Monthly sea arrivals

January 2017 to July 2020



Yearly sea arrivals

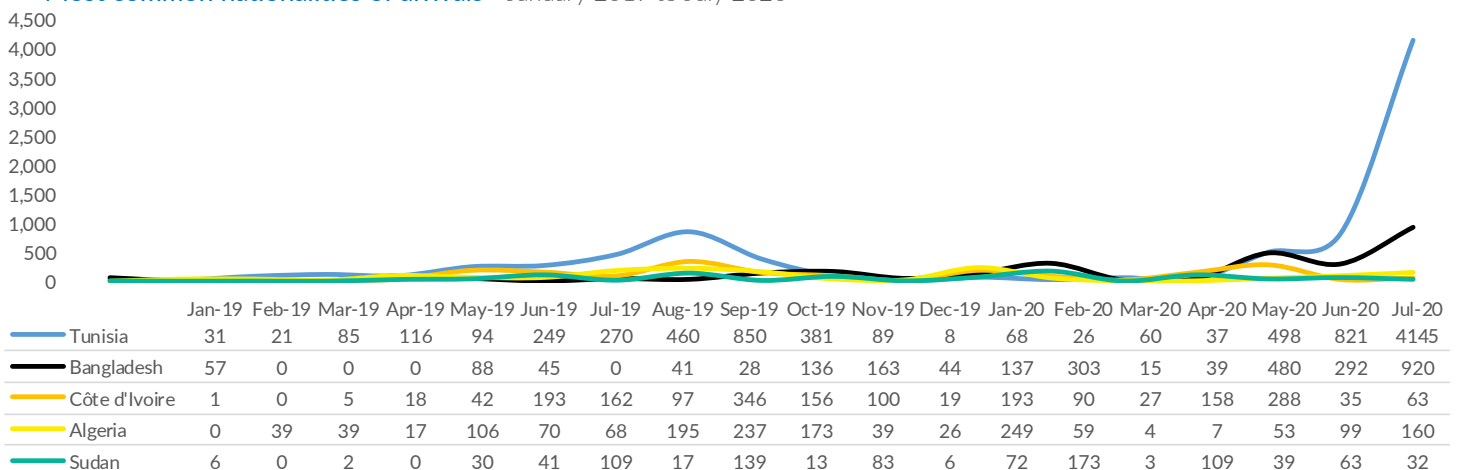
January to July, 2017-2020



Nationality of arrivals

Between 1 January and 31 July 2020, 40% of refugees and migrants reaching Italian shores originated from Tunisia, followed by Bangladesh (16%), Côte d'Ivoire (6%), Algeria (5%), Sudan (4%), Morocco (3%), Pakistan (3%), Somalia (2%), and Egypt (2%). Notably, out of 5,655 Tunisian sea arrivals in 2020 so far, 73% disembarked in July 2020. Tunisians in fact represented the vast majority of July 2020 sea arrivals: out of 7,065 monthly arrivals, 4,145 were Tunisians, reflecting a considerable upward trend over the recent months (498 and 821 were recorded respectively in May 2020, and June 2020). An upward trend is to be observed also in connection with Algerian sea arrivals, with 160 disembarking in Italy in July 2020, up from 99 in June 2020, and 53 in May 2020. Furthermore, the numbers of Bangladeshi nationals reaching Italian shores in July 2020 (920) were on the increase compared to the previous month (292). Conversely, Sudanese nationals reaching Italian shores decreased in July 2020 (32, down from 63 recorded in June 2020).

Most common nationalities of arrivals - January 2019 to July 2020



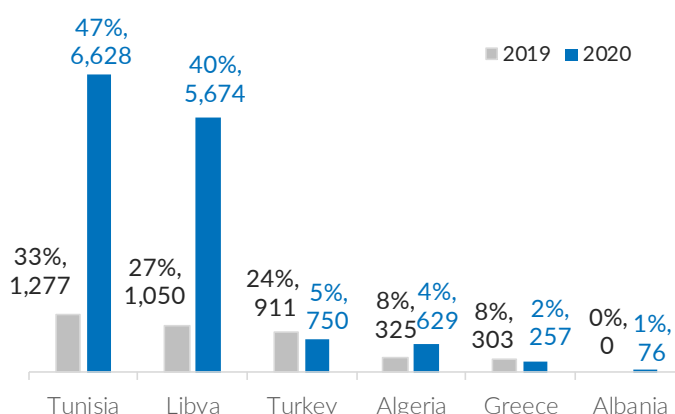
Country of embarkation

In the first seven months of 2020, 47% of sea arrivals in Italy (6,628 persons) departed from Tunisia, followed by 40% (5,674 persons) departing from Libya, 5% (750 persons) departing from Turkey, 4% (629 persons) departing from Algeria, 2% (257 persons) departing from Greece, and 1% (76 persons) departing from Albania.

In July 2020, 60% of monthly arrivals departed from Tunisia, most commonly embarking in Sfax, Mahdia, and Zarzis. The vast majority of persons embarking in Tunisia were Tunisian nationals. A further 28% of monthly sea arrivals departed from Libya, where the most common embarkation site was Zuwarah. Almost half of those embarking in Libya in July originate from Bangladesh. In July 2020, another 7% of sea arrivals departed from Turkey, while 3% and 1% embarked in Algeria, and Greece, respectively.

Notably, 74% of sea arrivals this month (5,213 persons) disembarked in Lampedusa.

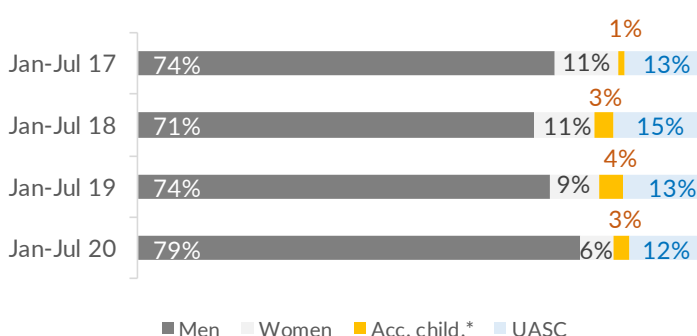
January to July 2019 - 2020



Due to rounding, percentages may not sum to 100% exactly

Demographics of arrivals

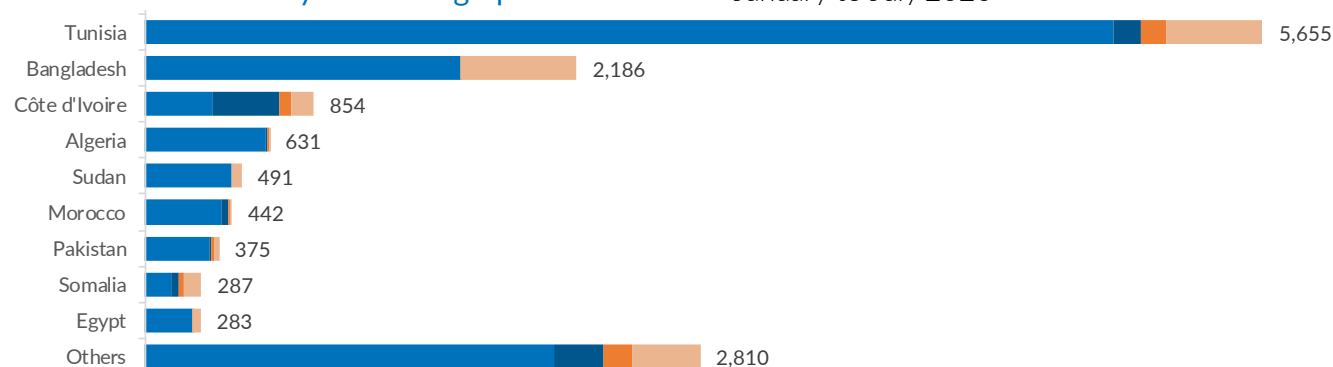
January to July 2017 - 2020



Due to rounding, percentages may not sum to 100% exactly

Between 1 January and 31 July 2020, most sea arrivals were adult men (79%), followed by unaccompanied and separated children (12%), adult women (6%) and accompanied children (3%). In the first seven months of 2020, 809 adult women reached Italian shores, the vast majority of whom originated from Côte d'Ivoire (335). In July 2020, 205 women arrived by sea: 97 of them were Tunisian nationals. In 2020 so far, 1,747 unaccompanied and separated children arrived in Italy by sea, the most common nationality being Bangladesh (586), followed by Tunisia (481), Côte d'Ivoire (113), Guinea (96), and Somalia (90). In July 2020, out of 723 unaccompanied and separated children reaching Italy by sea, 354 originated from Tunisia and 232 from Bangladesh.

Nationality and demographics of arrivals – January to July 2020



	Others	Egypt	Somalia	Pakistan	Morocco	Sudan	Algeria	Côte d'Ivoire	Bangladesh	Tunisia	Total
Men	2,070	238	139	330	384	439	609	344	1,599	4,906	11,058
Women	251	0	34	4	38	0	12	335	1	134	809
Acc. child.*	150	2	24	15	8	0	5	62	0	134	400
UASC	339	43	90	26	12	52	5	113	586	481	1,747
Total	2,810	283	287	375	442	491	631	854	2,186	5,655	14,014