

Total Active Registered Persons Of Concern **23,162**



23,161
100.0%

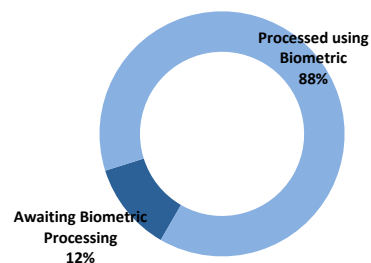


1
0.0%

Standard Age and Gender

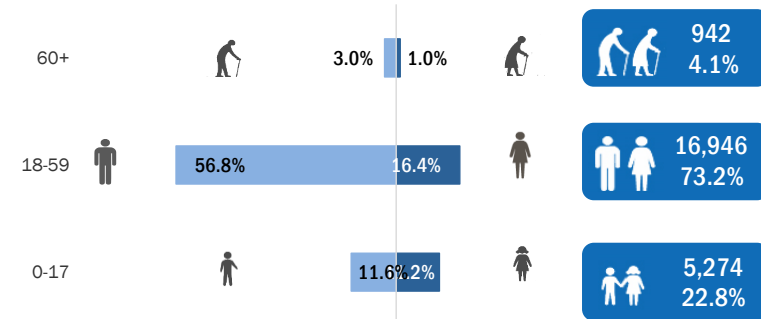
Age	0-4	5-11	12-17	18-35	36-59	60+	Total	%
Female	941	1,004	639	2,464	1,333	243	6,624	28.6%
Male	963	1,014	713	8,572	4,577	699	16,538	71.4%
Total	1,904	2,018	1,352	11,036	5,910	942	23,162	100%
	8.2%	8.7%	5.8%	47.6%	25.5%	4.1%		

Biometric Statistics (IRIS)



UNHCR Jordan

Age-Gender Breakdown



Origion Country

Country	Count	%
YEM	14,727	63.6%
SUD	6,080	26.2%
SOM	746	3.2%
Other*	1,609	6.9%

Specific Needs

Specific Need	Count	%
Serious medical condition	2,829	12.2%
Disability	1,246	5.4%
Specific legal and physical protection needs	863	3.7%
Woman at risk	580	2.5%
Child at risk	330	1.4%
Single parent	284	1.2%
Older person at risk	117	0.5%
Unaccompanied or separated child	78	0.3%
Individuals with Specific Needs	4,479	19.3%
Total	6,327	27.3%

Arrivals**

Year	Count	%
Pre-2011	1,675	7.2%
2011	633	2.7%
2012	1,220	5.3%
2013	2,610	11.3%
2014	2,113	9.1%
2015	3,602	15.6%
2016	1,598	6.9%
2017	2,250	9.7%
2018	5,393	23.3%
2019	52	0.2%
2020	0	0.0%

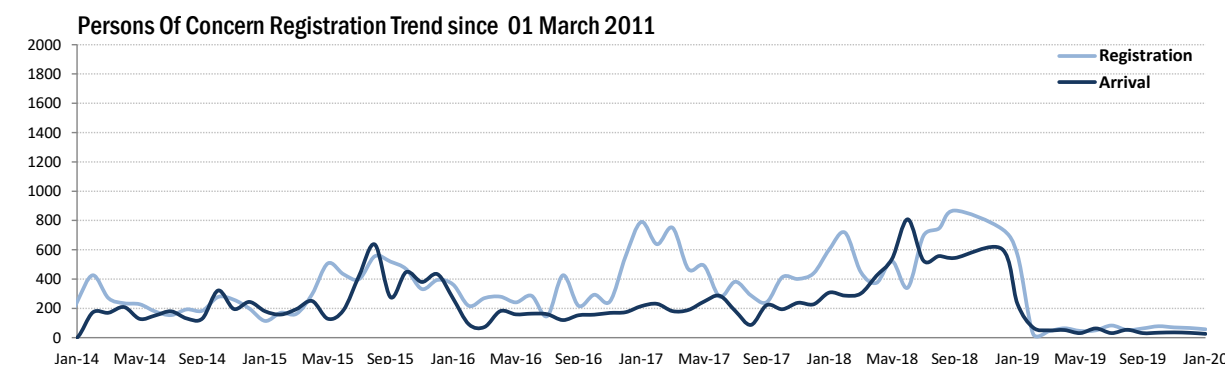
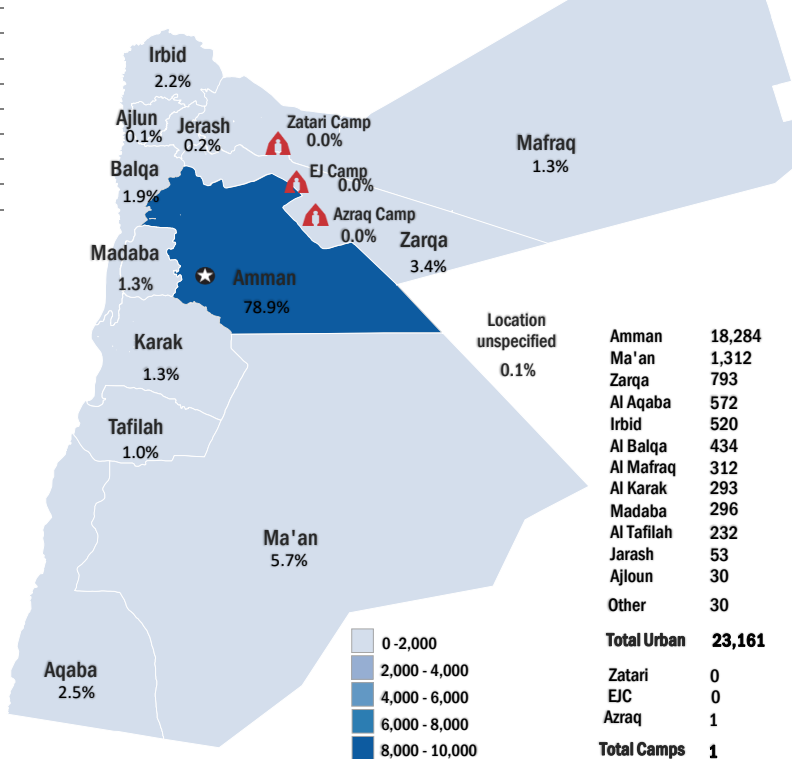
Registration Trend

Year	Count	%
2011	857	3.0%
2012	694	2.4%
2013	2,410	8.5%
2014	2,846	10.0%
2015	4,353	15.4%
2016	3,542	12.5%
2017	5,584	19.7%
2018	8,062	28.4%
2019	1,208	4.3%
2020	168	0.6%

* An individual can have more than one specific need

**The new arrivals excludes newborn babies who will be represented under the registration trend.

UNHCR Registered Persons Of Concern



* Other nationalities include among others (ARE,LBY,LEB,ETH,RUS....)
**The new arrivals excludes newborn babies who will be represented under the registration trend.

* Coloured map only reflects refugees living outside camps.