



# Tanzania Refugee Population Update

as of 30 April 2020



## Key Figures

**284,266\***  
Population of Concern

**85.0%**  
241,721  
Living in camps

**5.6%**  
19,337  
Living in settlements

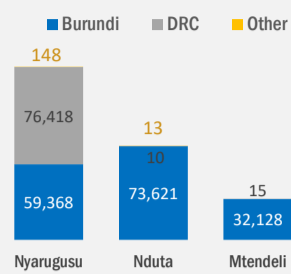
**8.1%**  
23,047  
Living in villages

**0.1%**  
161  
Living in urban area

**90%**  
254,625  
Refugees

**10%**  
29,641  
Asylum-seekers

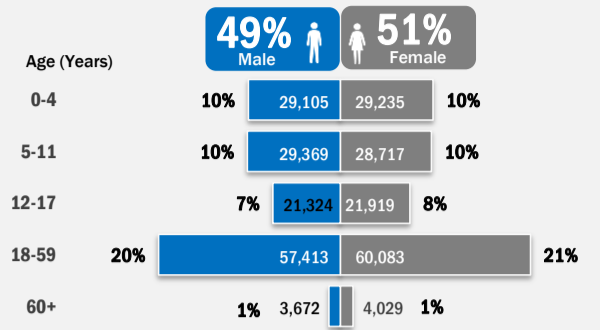
### Camp-based population by country of origin



## Age and Gender

**56%**  
0-17  
Children

**3%**  
60+  
Older People



## Durable Solutions

### Voluntary return of Burundian refugees, 2017-2019

**84,343**  
Total Return

**56%**  
0-17  
Children

**78%**  
Women & children

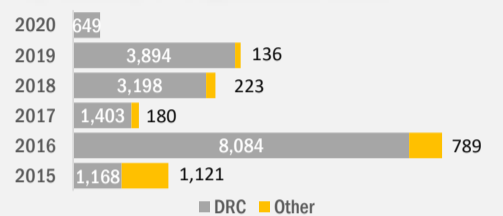
**50%**  
Female

**50%**  
Male

### Local integration

**162,000** former Burundian refugees (1972) granted citizenship by the Government of Tanzania.

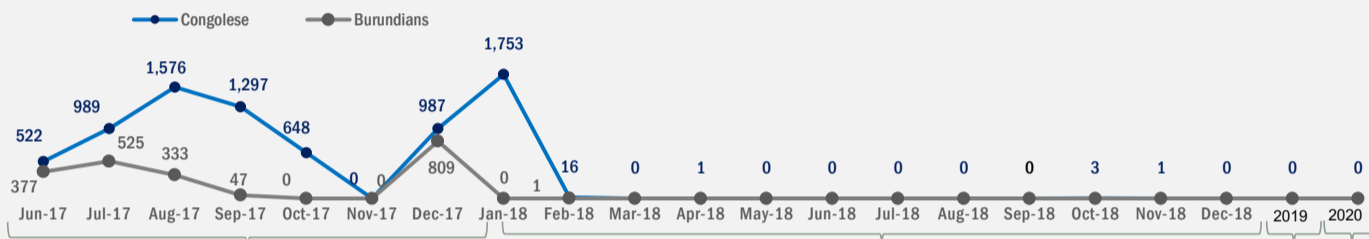
### Resettlement departures by country of origin, 2015-2019



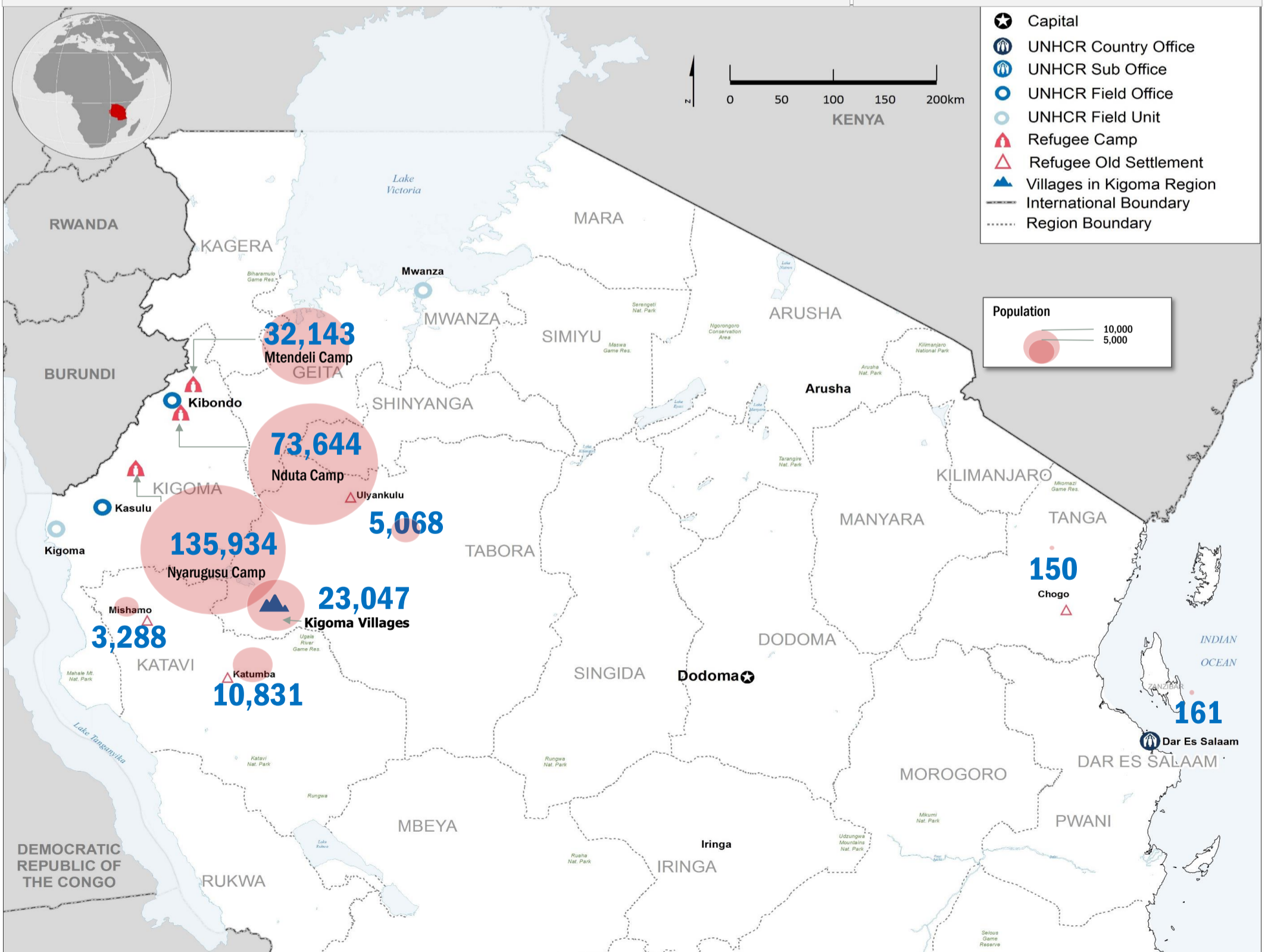
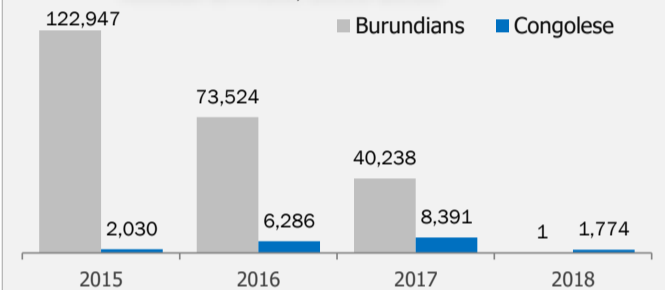
\* Population of concern to UNHCR does not include the 162,000 former Burundian refugees (1972) granted citizenship by the Government of Tanzania.

## Arrival Trends

### Monthly new arrivals, June 2017- April 2020



### Annual arrivals, 2015-2018



The boundaries and names shown and the designations used on this map do not imply official endorsement or acceptance by the United Nations. Sources: Boundaries: UNCS; Background: USGS; Data: Government of Tanzania, UNHCR.

For more information, please contact [tankim@unhcr.org](mailto:tankim@unhcr.org) or visit: <https://data2.unhcr.org/en/situations/burundi/location>