

SPAIN SEA AND LAND ARRIVALS

1 Jan- 31 May 2020

Location of refugee & migrant arrivals¹



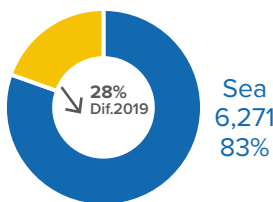
The boundaries and names shown and the designations used on this map do not imply official endorsement or acceptance by the United Nations

7,523 Jan-May 2020

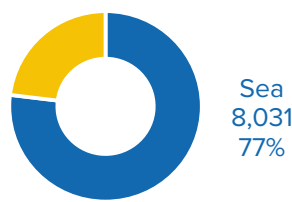
10,440 Jan-May 2019

Dead and Missing²

Land
1,252
17%

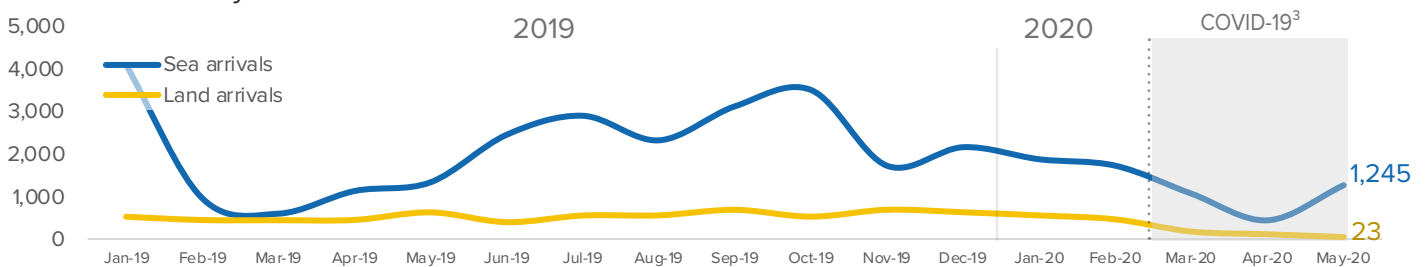


Land
2,409
23%

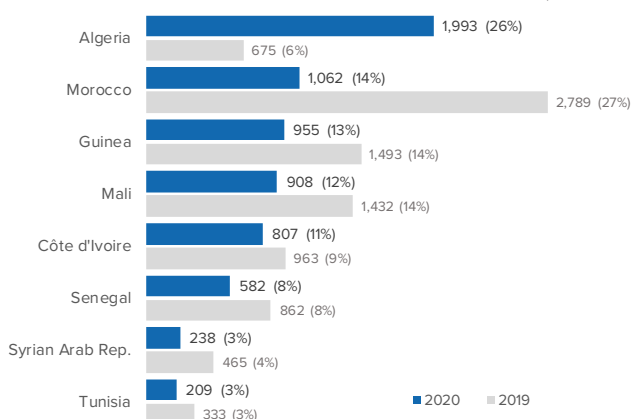


240 Jan-May 2020
193 Jan-May 2019
24%

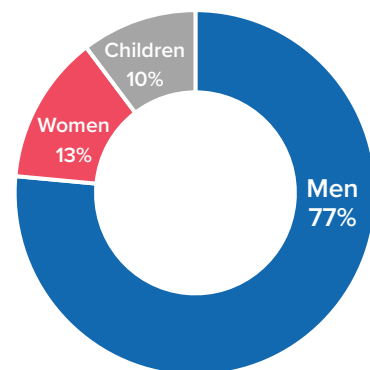
Arrivals trend by month



Most common nationalities of arrivals, Jan-May 2020



Demography of arrivals, Jan-May 2020



The charts in this document are based on figures from the Ministry of Interior and UNHCR estimates. All figures are provisional and subject to change.

The figures depicted here do not include arrivals to Spain by air.

¹Arrivals in the Andalusian Coast (Strait of Gibraltar, Malaga, Motril and Almeria) are based on UNHCR estimates.

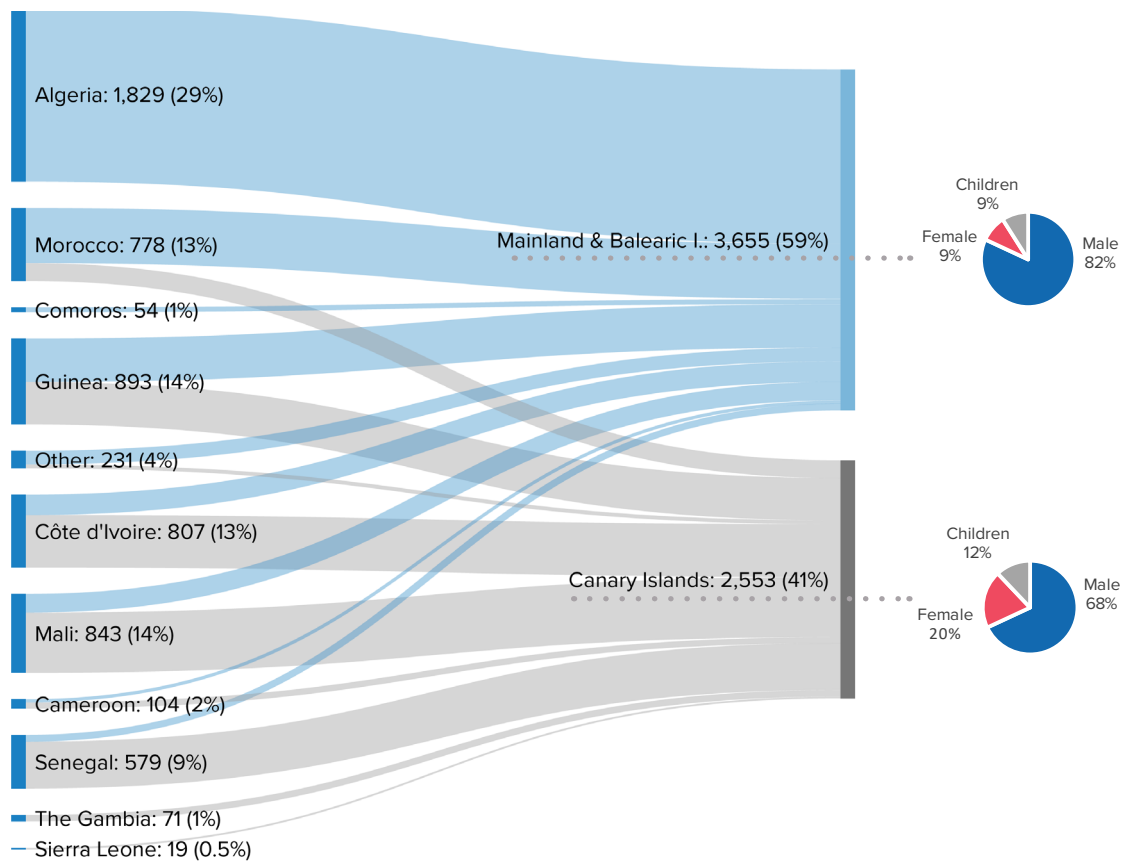
²Includes events that took place on the Western Mediterranean route as well as the Western African route to the Canary Islands.

³Strict border restrictions have applied since 15 March 2020, due to the COVID-19 pandemic.

ARRIVALS to Andalusia, Eastern Med.⁴ & Canary Islands: 6,208 Jan-May 2020


 ↓ 20%
 Dif. 2019

Country of origin and arrival location

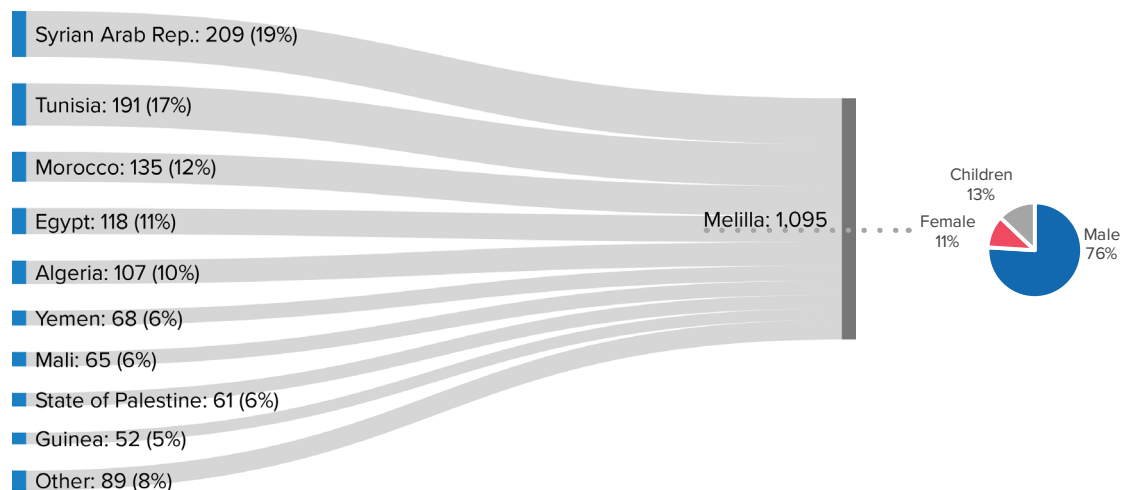

ARRIVALS to Ceuta & Melilla⁵: 1,315 Jan-May 2020

 ↓ 51%
 Dif. 2019

Ceuta: country of origin



Melilla: country of origin


⁴Eastern Med. includes Catalonia, Valencian Community and Murcia.

⁵Ceuta & Melilla sea and land arrivals. Includes only accompanied children data. Unaccompanied separated children data unavailable.