

Total Active Registered Persons Of Concern **23,233**



23,232
100.0%

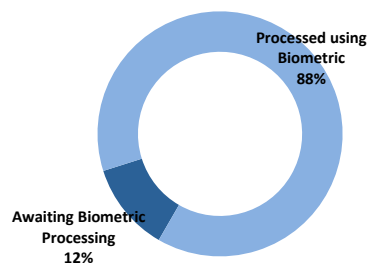


1
0.0%

Standard Age and Gender

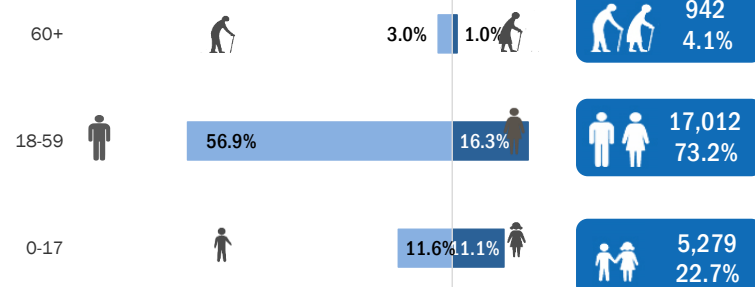
Age	0-4	5-11	12-17	18-35	36-59	60+	Total	%
Female	947	1,003	638	2,465	1,331	243	6,627	28.5%
Male	964	1,011	716	8,626	4,590	699	16,606	71.5%
Total	1,911	2,014	1,354	11,091	5,921	942	23,233	100%
	8.2%	8.7%	5.8%	47.7%	25.5%	4.1%		

Biometric Statistics (IRIS)



UNHCR Jordan

Age-Gender Breakdown



Origion Country

YEM	14,793	63.7%
SUD	6,081	26.2%
SOM	746	3.2%
Other*	1,613	6.9%

Specific Needs

Serious medical condition	2,832	12.2%
Disability	1,246	5.4%
Specific legal and physical protection needs	866	3.7%
Woman at risk	582	2.5%
Child at risk	330	1.4%
Single parent	284	1.2%
Older person at risk	117	0.5%
Unaccompanied or separated child	78	0.3%
Individuals with Specific Needs	4,479	19.3%
Total	6,335	27.3%

Arrivals**

Pre-2011	1,677	7.2%
2011	634	2.7%
2012	1,229	5.3%
2013	2,624	11.3%
2014	2,119	9.1%
2015	3,612	15.5%
2016	1,605	6.9%
2017	2,259	9.7%
2018	5,409	23.3%
2019	52	0.2%
2020	0	0.0%

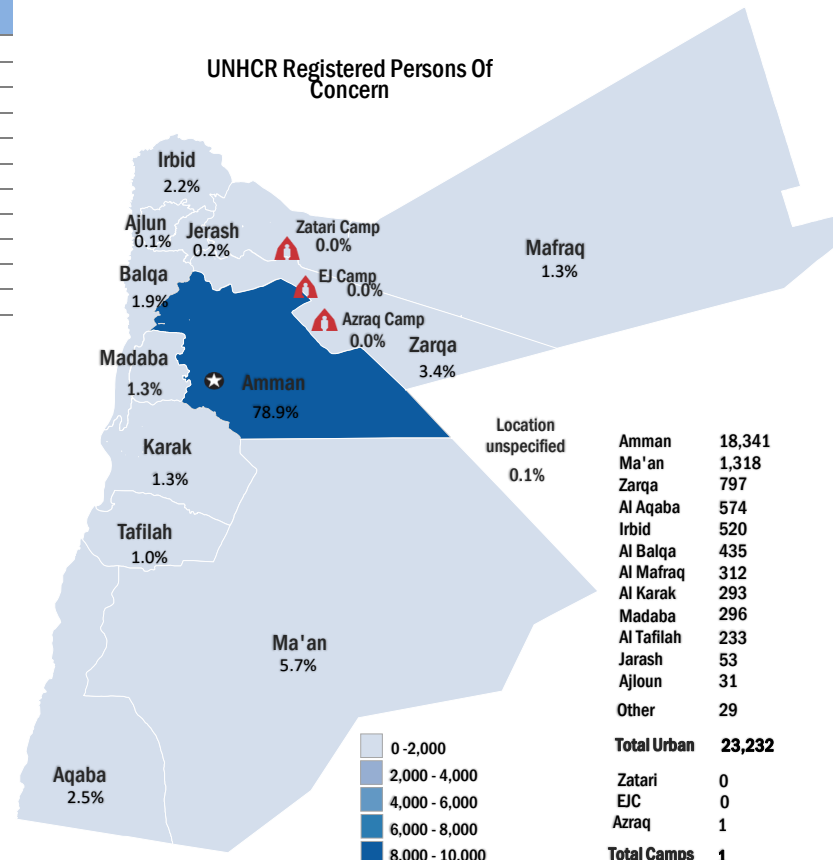
Registration Trend

2011	857	3.0%
2012	694	2.4%
2013	2,410	8.5%
2014	2,846	10.0%
2015	4,353	15.4%
2016	3,542	12.5%
2017	5,584	19.7%
2018	8,062	28.4%
2019	1,208	4.3%
2020	161	0.6%

* An individual can have more than one specific need

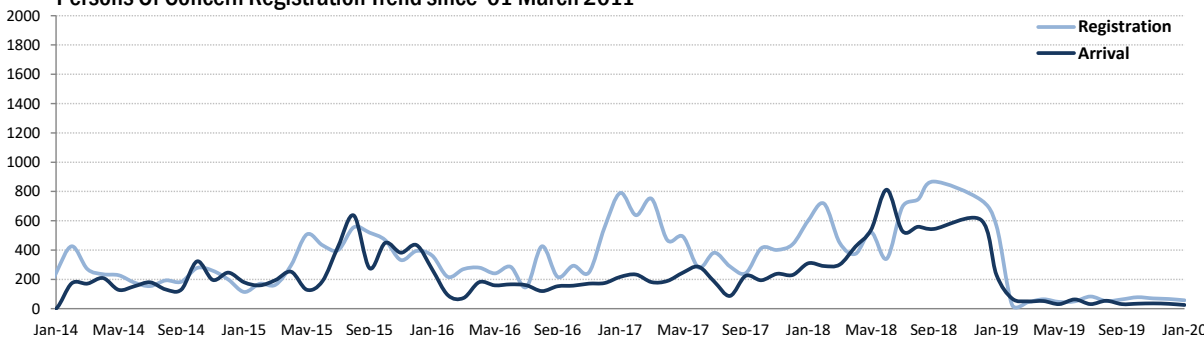
**The new arrivals excludes newborn babies who will be represented under the registration trend.

UNHCR Registered Persons Of Concern



* Coloured map only reflects refugees living outside camps.

Persons Of Concern Registration Trend since 01 March 2011



* Other nationalities include among others (ARE,LBY,LEB,ETH,RUS....)

**The new arrivals excludes newborn babies who will be represented under the registration trend.

DAG Jordan

Interagency Portal: <http://data.unhcr.org/Syrianrefugees>

UNHCR on the web: <http://www.unhcr.org> ; <http://www.unhcr.org>

UNHCR on Social network: <http://www.facebook.com/UNHCRJordan> ; <http://twitter.com/ZaatariCamp>

Prepared by Data Analysis Group | Jordan