

Total Active Registered Syrians 657,068

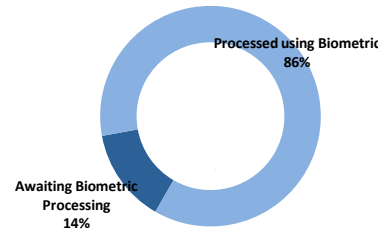


532,472
81.0%

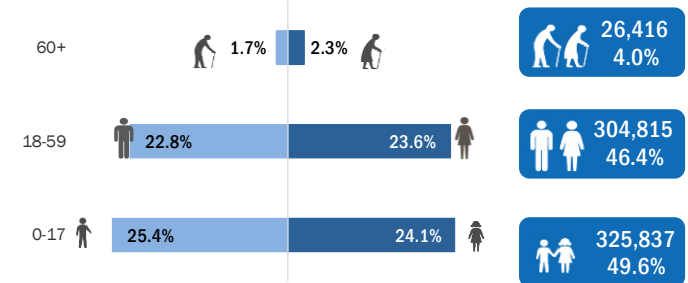


124,596
19.0%

Biometric Statistics (IRIS)



Age-Gender Breakdown



Standard Age and Gender								
Age	0-4	5-11	12-17	18-35	36-59	60+	Total	%
Female	45,813	67,409	45,415	95,117	59,626	15,433	328,813	50.0%
Male	48,375	71,341	47,484	96,255	53,817	10,983	328,255	50.0%
Total	94,188	138,750	92,899	191,372	113,443	26,416	657,068	100%
	14.3%	21.1%	14.1%	29.1%	17.3%	4.0%		

Place of Origin		
Dar'a	261,994	39.9%
Homs	106,267	16.2%
Aleppo	74,623	11.4%
Rural Damascus	74,599	11.4%
Damascus	46,776	7.1%
Hama	37,795	5.8%
Ar-raqqa	18,171	2.8%
Idleb	12,272	1.9%
Deir-ez-zor	7,544	1.1%
Other	5,483	0.8%
Al-hasakeh	5,404	0.8%
Quneitra	2,800	0.4%
As-sweida	1,602	0.2%
Lattakia	1,367	0.2%
Tartous	371	0.1%

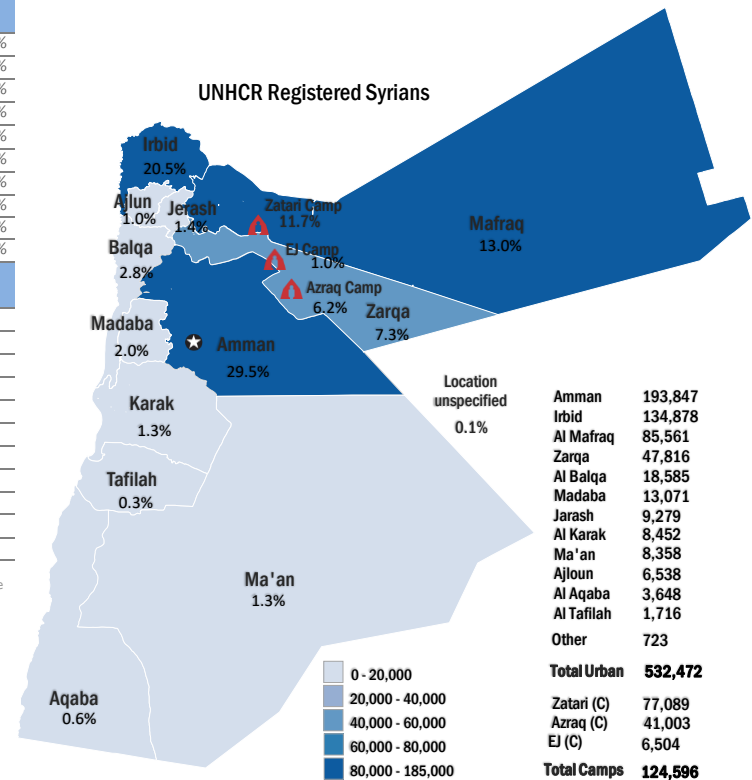
Specific Needs			
Serious medical condition	59,682	9.1%	
Specific legal and physical protection needs	33,449	5.1%	
Child at risk	26,922	4.1%	
Disability	24,570	3.7%	
Single parent	16,895	2.6%	
Woman at risk	12,340	1.9%	
Older person at risk	6,054	0.9%	
Unaccompanied or separated child	2,346	0.4%	
Total	182,258	27.7%	

* An individual can have more than one specific need

Registration Trend		
2011	130,204	12.1%
2012	667,421	62.3%
2013	14,546	1.4%
2014	108,686	10.1%
2015	43,017	4.0%
2016	52,233	4.9%
2017	28,625	2.7%
2018	26,924	2.5%
2019	22,144	2.1%
2020	3,411	0.3%

Arrivals		
Pre-2011	10,293	1.6%
2011	21,267	3.2%
2012	149,163	22.7%
2013	248,143	37.8%
2014	59,368	9.0%
2015	13,927	2.1%
2016	24,464	3.7%
2017	2,835	0.4%
2018	2,211	0.3%
2019	1,149	0.2%
2020	24	0.0%

* The new arrivals excludes newborn babies who will be represented under the



Amman	193,847
Irbid	134,878
Al Ma'raq	85,561
Zarqa	47,816
Al Balqa	18,585
Madaba	13,071
Jarash	9,279
Al Karak	8,452
Ma' an	8,358
Ajlun	6,538
Al Aqaba	3,648
Al Tafilah	1,716
Other	723
Total Urban	532,472
Zatari (C)	77,089
Azraq (C)	41,003
EJ (C)	6,504
Total Camps	124,596

* Coloured map only reflects refugees living outside camps.

