

DEMOCRATIC REPUBLIC OF THE CONGO

MONTHLY REFUGEE STATISTICS

Situation as of March 31, 2020

Total

523,063

Type	Age	0-4	5-11	12-17	18-59	60+	Total	%
Total Rural (out of camp)		76,184	105,374	62,379	132,128	9,145	385,210	73.7%
Total Camps/Sites		22,988	38,364	20,306	46,869	2,963	131,490	25.1%
Total Urban		678	1,517	1,096	2,907	165	6,363	1.2%
Grand Total		99,850	145,255	83,781	181,904	12,273	523,063	

Refugee Population in DRC

Country	Female	Male	Total	%
Angola	213	296	509	0.10%
Burundi*	24,274	22,870	47,144	9.01%
CAR**	91,699	79,816	171,515	32.79%
Rep.Congo	276	423	699	0.13%
Rwanda***	107,820	106,646	214,466	41.00%
S. Sudan****	47,375	41,262	88,637	16.95%
Sudan	9	23	32	0.01%
Uganda	8	6	14	0.003%
Somalia	7	9	16	0.003%
Other	13	18	31	0.01%
Total	271,694	251,369	523,063	

(*) The figure, 47,144 Burundian Refugees, includes new caseload (43,690) and old caseloads (3,454);
 (**) As of March 31, 2020, the number of Central African refugees in the DRC has slightly increased from 171,400 to 171,515. The increase is due to the new births registered in Inke and Mole camps.
 (***) The figure, 214,466 Rwandan refugees, is the result of the registration done by the DRC Government in 2013-2014. During the Biometric verification exercise of Rwandan Refugees jointly conducted by CNR and UNHCR in 2015-2016 and 2018, a total of 75,709 individuals were biometrically enrolled;
 (****) The figure, 88,637 South Sudanese includes the 61,331 personnes registered and 27,306 pre-registered.

Refugee Population by Province in DRC

Province	Main Location	Type	Female	Male	Total
Bas Uele	Ango & Bondo	Rural	22,519	17,697	40,216
Equateur	Disperced	Rural	143	213	356
Haut Katanga	Lubumbashi & Arounds	Urb. & Rur.	833	956	1,789
Haut Uele	Dungu, Doruma	Rural	22,010	19,089	41,099
Ituri	Aru & Ariwara	Rural	25,345	22,182	47,527
Kasai Oriental	Tshiala	Rural	2	6	8
Kinshasa	Kinshasa & outskirts	Urb. & Rur.	367	406	773
Kongo Central	Bas Fleuve, MbanzaNg. & Kimaza	Rural	389	592	981
Lomami	Luila & MweneDitu	Rural	430	456	886
Lualaba	Dilolo, Sandoa & Kolwez	Rural	588	595	1,183
Maniema	Pangi, Kailo & Lukolo	Rural	203	269	472
Nord Kivu	Lubero, Masisi, Rutshuru & Walikale	Urb. & Rur.	85,929	85,702	171,631
Nord Ubangi	Gbadolite, Inke, Bili	Rural	47,317	44,053	91,370
Sud Kivu	Mwenga, Kalehe, Fizi, Uvira, Bukavu & Idjwi	Urb. & Rur.	43,304	40,657	83,961
Sud Ubangi	Libenge & Zongo	Rural	21,735	17,911	39,646
Tanganyika	Kalemie	Rural	580	585	1,165
Total			271,694	251,369	523,063

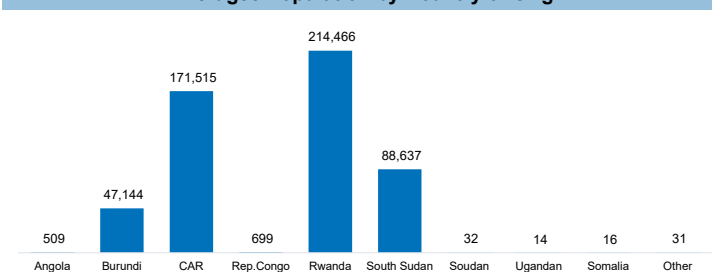
Refugees Repatriated from DRC

To	2017	2018	2019	2020	Total
Burundi	77	180	101	1	359
CAR	1	9	3,137	149	3,296
Rep. Congo	3		3	5	11
Rwanda	18,075	3,053	2,136	499	23,763
South Sudan					0
Uganda					0
Other					0
Total	18,156	3,242	5,377	654	27,429

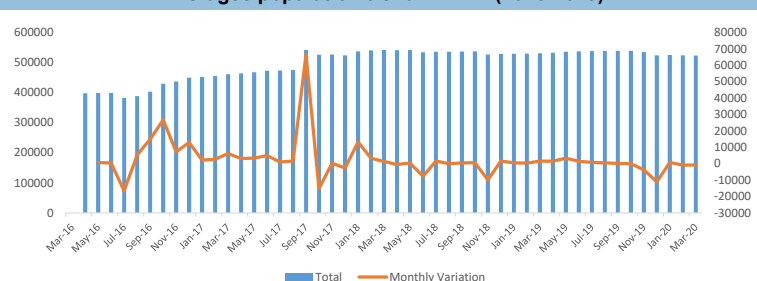
Type of population and location of refugee in DRC

Town	Urban			Type of population			
	Female	Male	Total	Nationality	Rural	Urban	Total
Kinshasa	367	406	773	Angolan	415	94	509
Lubumbashi	670	809	1,479	Burundian	45,457	1,687	47,144
Goma	1,440	1,377	2,252	Centrafrican	171,239	276	171,515
Bukavu	530	526	1,056	Congolese (CoB)	566	133	699
Likasi	5	4	9	Rwandan	210,402	4,064	214,466
Kipushi	120	109	229	South Soudan	88,587	50	88,637
Other	0	0	0	Other	34	59	93
Total	3,132	3,231	6,363	Total	516,700	6,363	523,063

Refugee Population by Country of Origin



Refugee population trend in DRC (2016-2019)




UNHCR Presence

UNHCR Offices in DRC: 1 Regional Representation in Kinshasa, 5 Sub-offices (Aru, Gbadolite, Goma, Kalemie and Kananga), 5 Field offices (Baraka, Lubumbashi, Libenge, Bukavu and Tshikapa), and 7 Field Units (Bili, Beni, Bunia, Uvira, Zongo, Dungu et Aba)

Refugee Population Biometrically Enrolled (BIMS and Bioregistrator)

Enrolled with fingerprint and/or iris	330,548	63.19%
---------------------------------------	---------	--------



Age & Gender of refugee population

