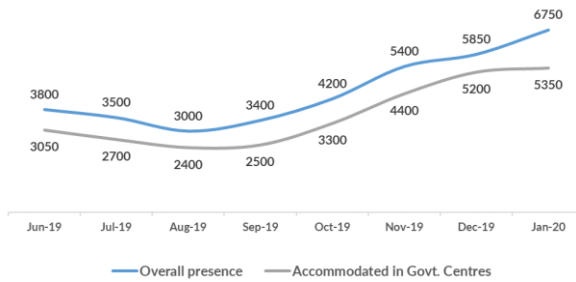


# Serbia

January 2020

## Asylum-seekers and migrants - presence and shelter



\*To see Site Profiles, please click on the above map

Total (observed) arrivals – January: 1,681  
Total (observed) arrivals – December: 1,713

1,681 ↓  
1,713 ↓

Total (observed) arrivals of unaccompanied/separated children - January: 183  
Total (observed) arrivals of unaccompanied/separated children - December: 254

183 ↓  
254 ↓

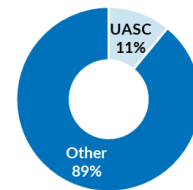
Total occupancy of government centres – end January: 5,356  
Total occupancy of government centres - end December: 5,199

5,356 ↑  
5,199 ↑

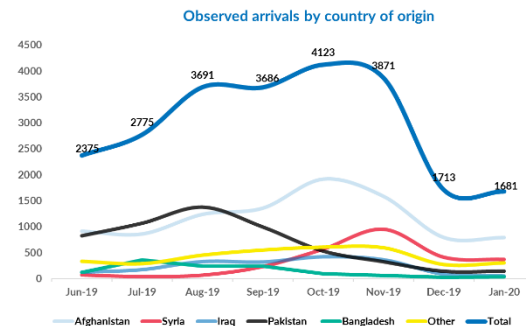
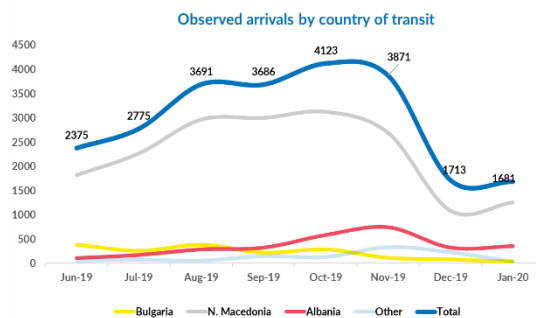
Total presence of refugees/migrants/asylum-seekers – end January: 6,750  
Total presence of refugees/migrants/asylum-seekers – end December: 5,833

6,750 ↑  
5,833 ↑

UASC among total observed arrivals  
January 2020



## Observed new arrivals - demographics and country of transit



## Asylum processing

Intentions to seek asylum – January: 290  
Intentions to seek asylum – December: 972

290 ↓  
972 ↓

Applications for asylum submitted - January: 11  
Applications for asylum submitted - December: 31

11 ↓  
31 ↓

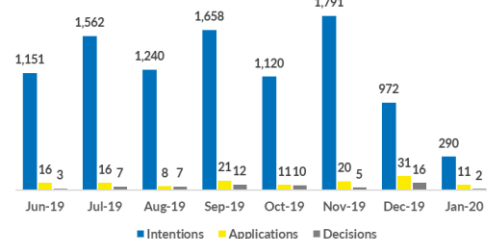
Substantive decisions - January: 2  
Substantive decisions - December: 16

2 ↓  
16 ↓

Positive decisions - January: 1  
Positive decisions - December: 2

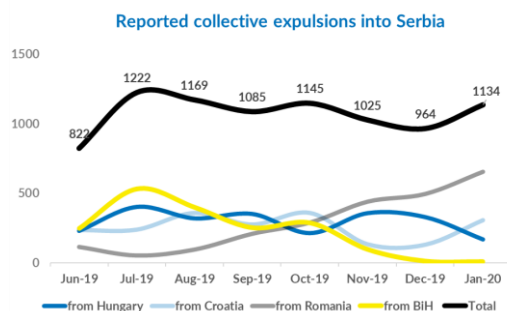
1 ↓  
2 ↓

Asylum intentions/applications/decisions



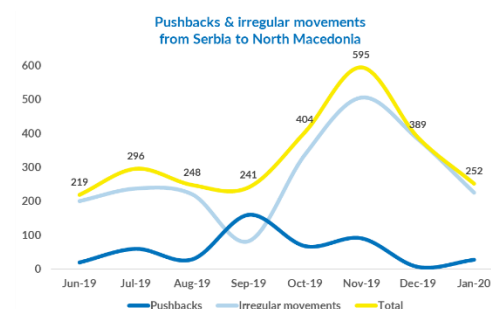
### Reported pushbacks into Serbia

Collective expulsions from Hungary - January:	166
Collective expulsions from Hungary - December:	328
Collective expulsion from Croatia - January:	306
Collective expulsions from Croatia - December:	130
Collective expulsions from Romania - January:	655
Collective expulsions from Romania - December:	495
Collective expulsions from BiH - January:	7
Collective expulsions from BiH - December:	11

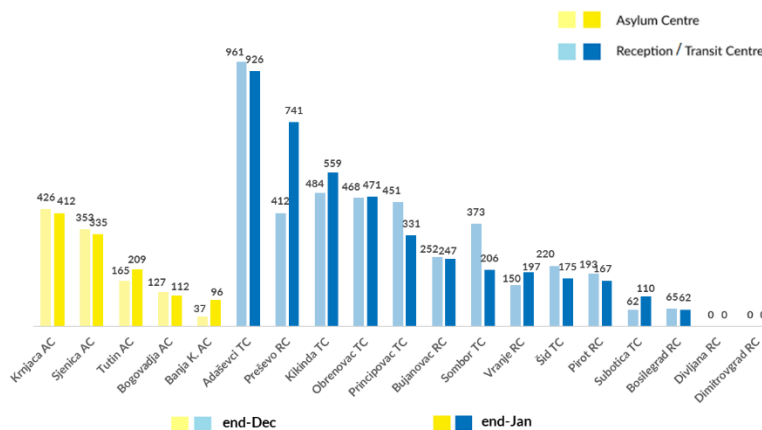


### Reported movements from Serbia to North Macedonia

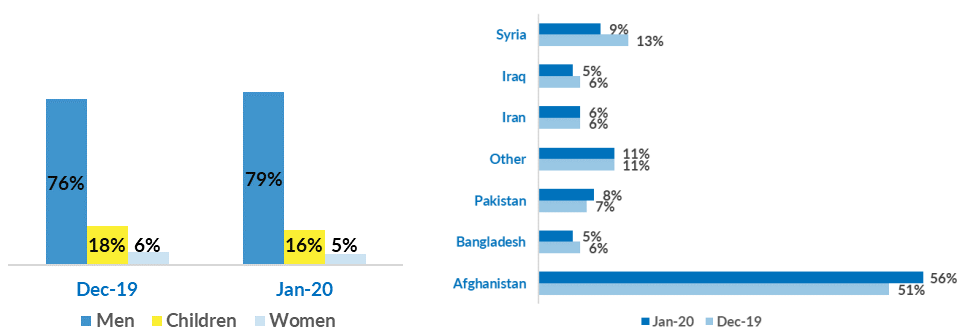
Irregular movements to N. Macedonia - January:	225
Irregular movements to N. Macedonia - December:	383
Pushbacks to N. Macedonia - January:	27
Pushbacks to N. Macedonia - December:	6



### Occupancy of Asylum and Reception/Transit Centres



### Profile of asylum-seekers/migrants



Asylum statistics are provided by the Ministry of Interior and government centres statistics by SCRM. Other information is based on findings of UNHCR staff and partners. If you use this content, please refer to UNHCR as source.