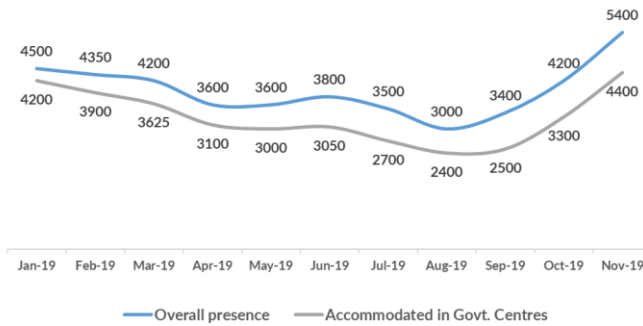


Serbia

November 2019

Asylum-seekers and migrants - presence and shelter



*To see Site Profiles, please click on the above map

Total (observed) arrivals - November: 3,871 ↓

Total (observed) arrivals - October: 4,123 ↓

Total (observed) arrivals of unaccompanied/separated children - November: 431 ↓

Total (observed) arrivals of unaccompanied/separated children - October: 463 ↓

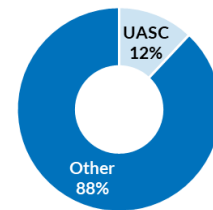
Total occupancy of government centres - end November: 4,398 ↑

Total occupancy of government centres - end October: 3,261 ↑

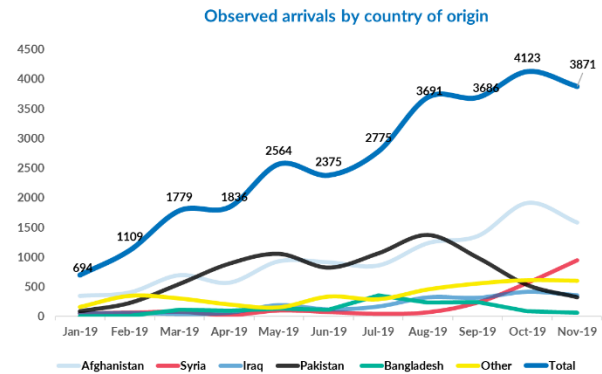
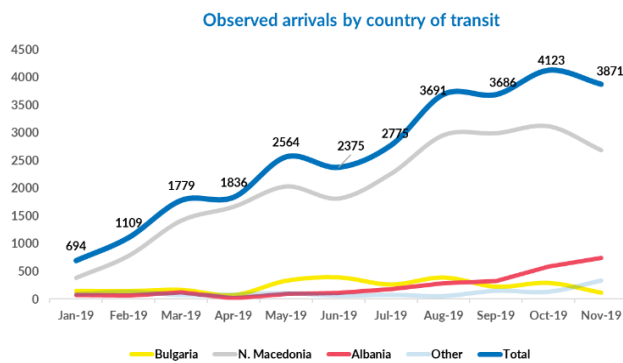
Total presence of refugees/migrants/asylum-seekers - end November: 5,362 ↑

Total presence of refugees/migrants/asylum-seekers - end October: 4,185 ↑

UASC among total observed arrivals
January-November 2019



Observed new arrivals - demographics and country of transit



Asylum processing

Intentions to seek asylum - November: 1,791 ↑

Intentions to seek asylum - October: 1,120 ↓

Applications for asylum submitted - November: 20 ↑

Applications for asylum submitted - October: 11 ↓

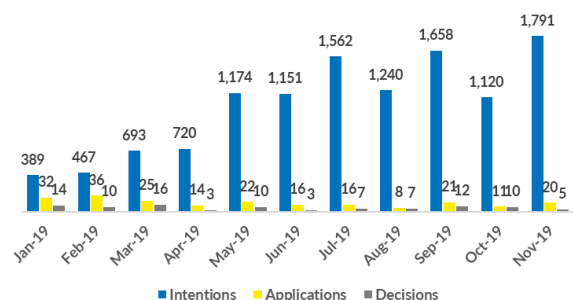
Substantive decisions - November: 5 ↓

Substantive decisions - October: 10 ↓

Positive decisions - November: 1 ↑

Positive decisions - October: 0 ↓

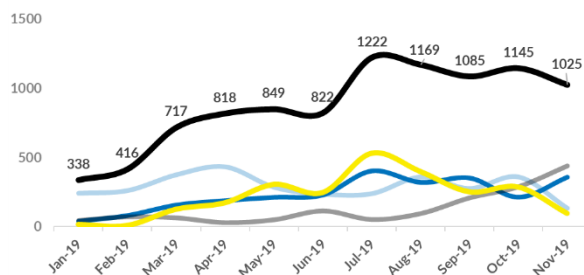
Asylum intentions/applications/decisions



Reported pushbacks into Serbia

Collective expulsions from Hungary - November:	357 ↑
Collective expulsions from Hungary - October:	212 ↑
Collective expulsion from Croatia - November:	133 ↓
Collective expulsions from Croatia - October:	358 ↓
Collective expulsions from Romania - November:	439 ↑
Collective expulsions from Romania - October:	288 ↑
Collective expulsions from BiH - November:	96 ↓
Collective expulsions from BiH - October:	287 ↓

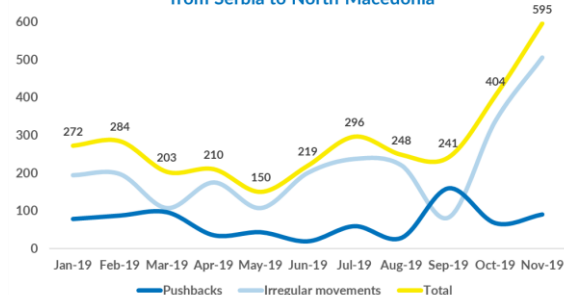
Reported collective expulsions into Serbia



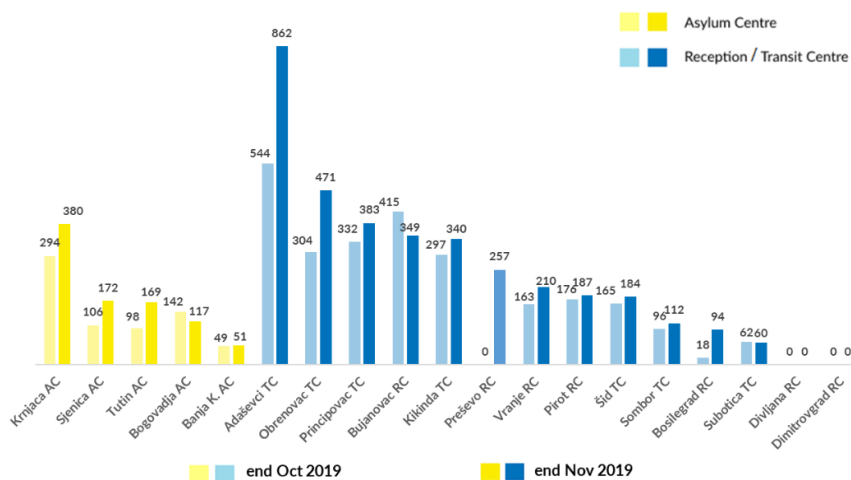
Reported movements from Serbia to North Macedonia

Irregular movements to N. Macedonia - November:	505 ↑
Irregular movements to N. Macedonia - October:	337 ↑
Pushbacks to N. Macedonia - November:	90 ↑
Pushbacks to N. Macedonia - October:	67 ↑

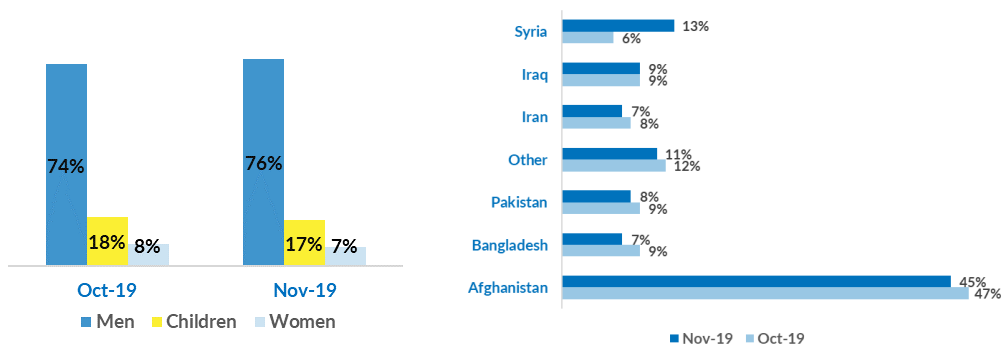
Pushbacks & irregular movements from Serbia to North Macedonia



Occupancy of Asylum and Reception/Transit Centres



Profile of asylum-seekers/migrants



Asylum statistics are provided by the Ministry of Interior and government centres statistics by SCRM. Other information is based on findings of UNHCR staff and partners. If you use this content, please refer to UNHCR as source.